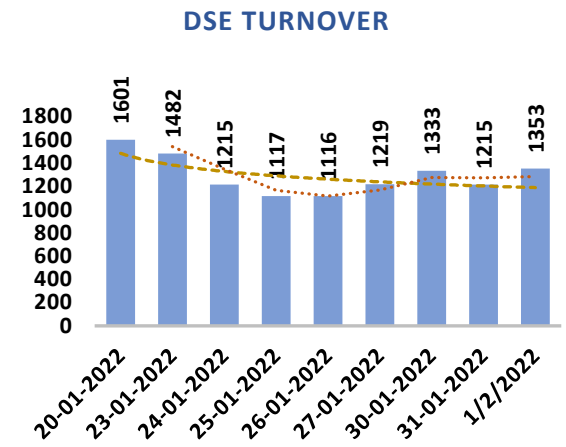
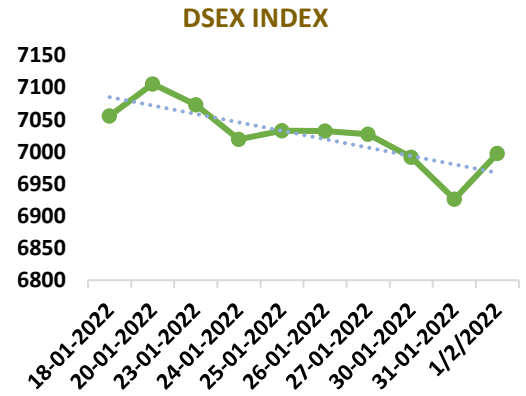


DSE MARKET SUMMARY

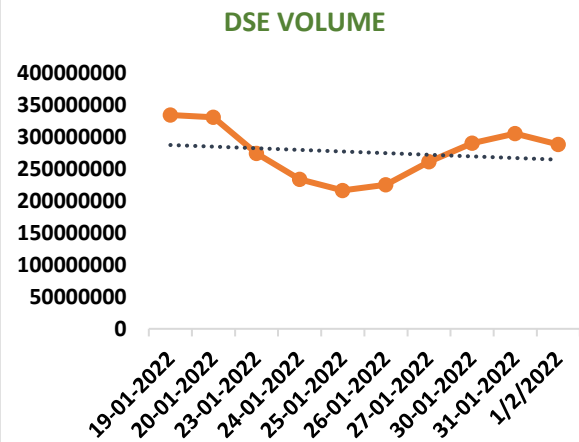
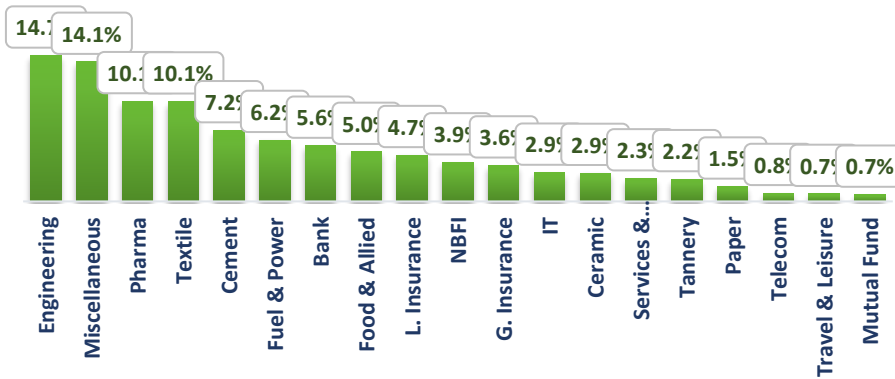
Tuesday, February 1, 2022



| Sl. Sector | Market Cap. | | Sector Weight | | Weight % |
|-------------------|-------------|-------------|---------------|-------------|------------|
| | # | BDT | 01.02.2022 | 31.01.2022 | Change |
| 1 Bank | 33 | 74229 Cro. | 13.33% | 13.28% | 0.32% |
| 2 Pharma | 32 | 72714 Cro. | 13.06% | 12.91% | 1.12% |
| 3 Telecom | 3 | 71662 Cro. | 12.87% | 12.81% | 0.41% |
| 4 Engineering | 42 | 55429 Cro. | 9.95% | 9.87% | 0.78% |
| 5 Fuel & Power | 23 | 49615 Cro. | 8.91% | 8.80% | 1.20% |
| 6 Food & Allied | 21 | 46252 Cro. | 8.30% | 8.30% | 0.02% |
| 7 Miscellaneous | 14 | 26144 Cro. | 4.69% | 4.65% | 0.94% |
| 8 NBF | 23 | 21820 Cro. | 3.92% | 3.91% | 0.25% |
| 9 Textile | 58 | 17334 Cro. | 3.11% | 3.08% | 1.18% |
| 10 Cement | 7 | 13857 Cro. | 2.49% | 2.39% | 4.25% |
| 11 G. Insurance | 40 | 12997 Cro. | 2.33% | 2.34% | -0.33% |
| L. Insurance | 13 | 8223 Cro. | 1.48% | 1.42% | 4.12% |
| 12 Mutual Fund | 37 | 4108 Cro. | 0.74% | 0.74% | 0.32% |
| 13 IT | 11 | 3934 Cro. | 0.71% | 0.69% | 1.70% |
| 14 Tannery | 6 | 3718 Cro. | 0.67% | 0.68% | -1.61% |
| 15 Paper | 6 | 3377 Cro. | 0.61% | 0.59% | 3.42% |
| 16 Ceramic | 5 | 3801 Cro. | 0.68% | 0.65% | 4.80% |
| 17 Services & R.E | 4 | 2989 Cro. | 0.54% | 0.53% | 1.20% |
| 18 Travel & Leisu | 4 | 2686 Cro. | 0.48% | 0.48% | 0.65% |
| 19 Jute | 3 | 198 Cro. | 0.04% | 0.04% | 0.12% |
| Bond & Debentur | 237 | 63105 Cro. | 11.11% | 11.84% | DSEX Index |
| Equity Market | 385 | 493890 Cro. | 88.89% | 88.16% | 71.31 |
| DSEX Index Point | | | 6997.60 | 6926.29 | 1.03% |
| Total | 622 | Market Cap. | 561103 Cro. | 556982 Cro. | 4121 CRO. |



| Trade Summary | | | | Change | |
|-----------------|-----|-------------|-------------|-------------|---------|
| Issue Advanced | 239 | Trades | 238787 | 272471 | -12.36% |
| Issue Declined | 95 | Volume | 288334968 | 305170790 | -5.52% |
| Issue Unchanged | 46 | Total Value | 1352.6 Cro. | 1215.0 Cro. | 11.32% |


SECTOR TURNOVER

Today's Market & Economy News

- 1 ACI: Q2 EPS was Tk. 2.10 for October-December 2021 as against Tk. 1.44
- 2 UPGDCL: Q2 EPS was Tk. 6.85 for October-December 2021 as against Tk. 4.45
- 3 TITASGAS: Q2 EPS was Tk. 0.73 for October-December 2021 as against Tk. 0.76
- 4 OLYMPIC: Q2 EPS was Tk. 1.54 for October-December 2021 as against Tk. 2.52
- 5 SUMITPOWER: Q2 EPS was Tk. 1.00 for October-December 2021 as against Tk. 1.5
- 6 BSCCL: Q2 EPS was Tk. 3.33 for October-December 2021 as against Tk. 2.16

Top 10 Gainer

| | |
|------------|-------|
| ALLTEX | 19.1% |
| BBS | 9.9% |
| KBPPWBIL | 9.9% |
| ACMEPL | 9.9% |
| YPL | 9.9% |
| ISNLTD | 9.9% |
| UNIONINS | 9.7% |
| BDTHAIFOOD | 9.7% |
| DELTALIFE | 8.1% |
| WMSHIPYARD | 7.9% |

Top 10 Loser

| | |
|------------|-------|
| ENVOYTEX | -3.4% |
| FORTUNE | -3.4% |
| SEMLLECMF | -3.2% |
| QUEENSOUTH | -3.1% |
| SIBL | -3.0% |
| LINDEBD | -2.8% |
| PEOPLESINS | -2.6% |
| DAFODILCOM | -2.6% |
| RAHIMTEXT | -2.5% |
| COPPERTECH | -2.4% |