

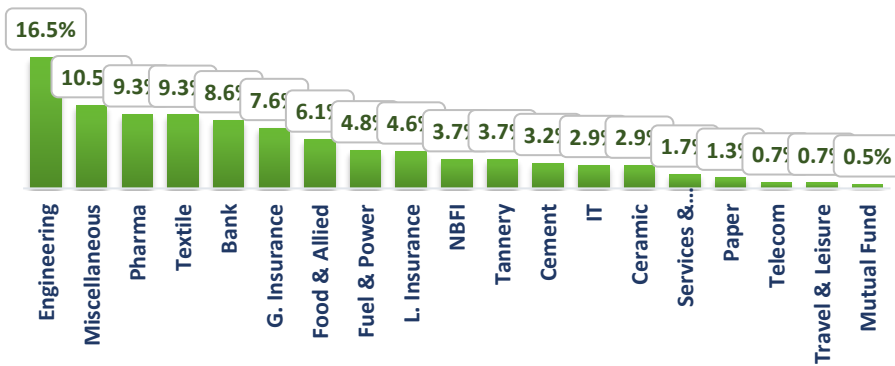
DSE MARKET SUMMARY

Thursday, February 3, 2022

Sl. Sector	Market Cap.		Sector Weight		Weight %
	#	BDT	03.02.2022	02.02.2022	Change
1 Bank	33	75135 Cro.	13.37%	13.22%	1.13%
2 Pharma	32	72966 Cro.	12.98%	12.99%	-0.05%
3 Telecom	3	71994 Cro.	12.81%	12.81%	-0.01%
4 Engineering	42	55472 Cro.	9.87%	9.85%	0.15%
5 Fuel & Power	23	49407 Cro.	8.79%	8.86%	-0.84%
6 Food & Allied	21	46299 Cro.	8.24%	8.22%	0.16%
7 Miscellaneous	14	26133 Cro.	4.65%	4.65%	0.05%
8 NBF	23	21727 Cro.	3.87%	3.86%	0.18%
9 Textile	58	17365 Cro.	3.09%	3.09%	-0.15%
10 Cement	7	13594 Cro.	2.42%	2.44%	-0.97%
11 G. Insurance	40	13287 Cro.	2.36%	2.35%	0.67%
L. Insurance	13	8072 Cro.	1.44%	1.47%	-2.41%
12 Mutual Fund	37	4123 Cro.	0.73%	0.73%	0.10%
13 IT	11	3962 Cro.	0.70%	0.70%	1.02%
14 Tannery	6	3805 Cro.	0.68%	0.69%	-1.24%
15 Paper	6	3396 Cro.	0.60%	0.60%	1.28%
16 Ceramic	5	3543 Cro.	0.63%	0.66%	-4.35%
17 Services & R.E	4	2944 Cro.	0.52%	0.53%	-1.65%
18 Travel & Leisu	4	2674 Cro.	0.48%	0.48%	-0.18%
19 Jute	3	198 Cro.	0.04%	0.04%	-0.19%
Bond & Debentur	237	63166 Cro.	11.73%	11.76%	DSEX Index
Equity Market	385	494894 Cro.	88.27%	88.24%	6.76
DSEX Index Point			7023.52	7016.76	0.10%
Total	622	Market Cap.	562183 Cro.	562042 Cro.	141 CRO.

Trade Summary				Change	
Issue Advanced	166	Trades	229453	229257	0.09%
Issue Declined	172	Volume	296631888	289486705	2.47%
Issue Unchanged	42	Total Value	1261.3 Cro.	1266.9 Cro.	-0.44%

SECTOR TURNOVER



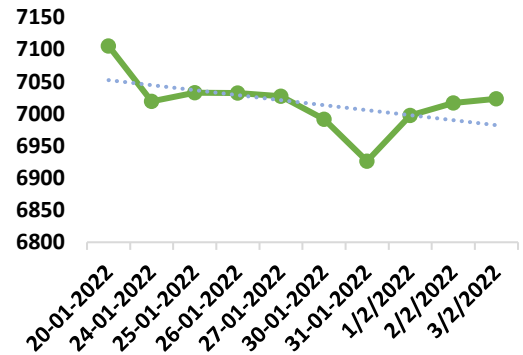
Today's Market & Economy News

- 1 RAKCERAMIC: Recommended 12.50% cash dividend for the year ended on Decem
- 2 Four firms get nod to invest abroad
- 3 Jute exports improve, but still in negative territory
- 4 Listed govt firms post mixed performances in Q2 F22
- 5 Merchant banks urge NBR to widen tax-rates gap between listed & non-listed cos
- 6 Exports surge 41pc in Jan

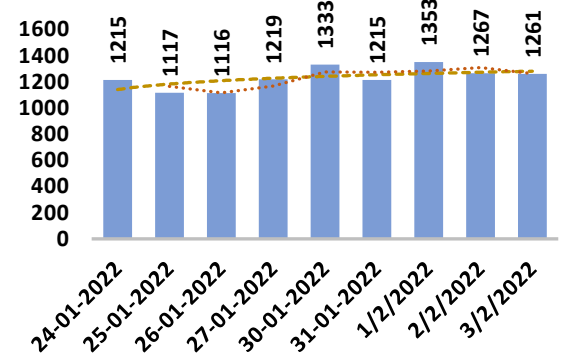


Stock Broker of Dhaka Stock Exchange

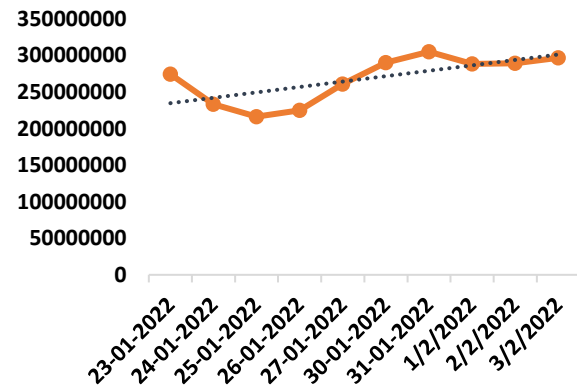
DSEX INDEX



DSE TURNOVER



DSE VOLUME



Top 10 Gainer

NAHEEACP	10.0%
UNIONINS	9.9%
BDTHAIFOOD	9.9%
KTL	9.6%
PRIMEINSUR	9.6%
UNIONBANK	9.4%
BBS	9.0%
BDWELDING	8.7%
BENGALWTL	8.0%
ARAMITCEM	6.4%

Top 10 Loser

RAKCERAMIC	-6.5%
FAREASTLIF	-5.5%
BIFC	-4.3%
PRIMELIFE	-4.0%
RINGSHINE	-3.7%
SAVAREFR	-3.5%
AMCL(PRAN)	-3.3%
SHASHADNIM	-3.3%
PROGRESLIF	-3.2%
APEXFOOT	-3.2%