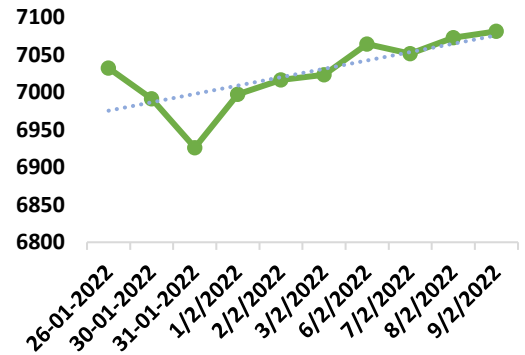
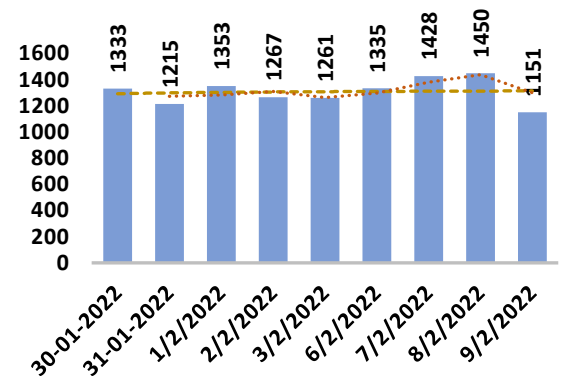
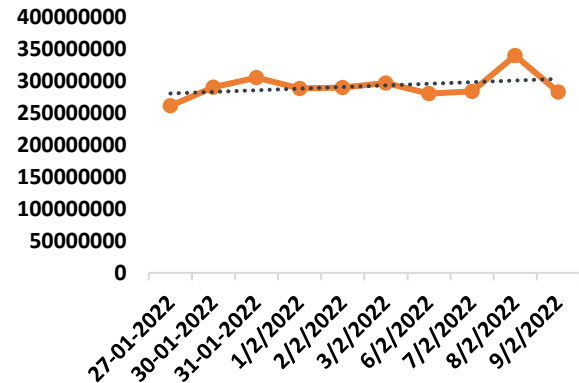


DSE MARKET SUMMARY
Wednesday, February 9, 2022

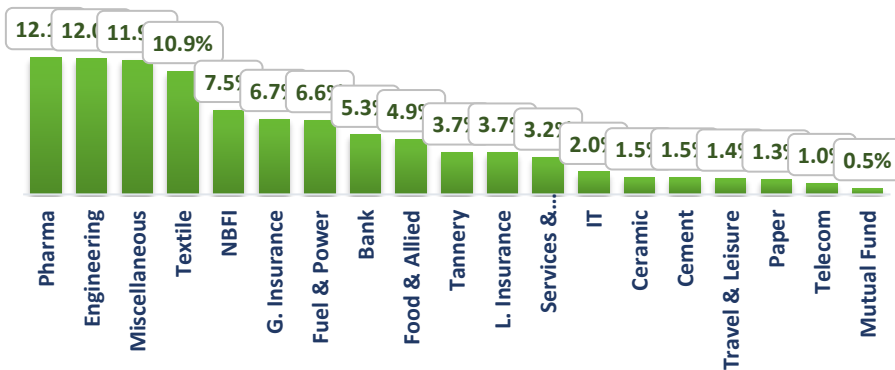
Sl. Sector	Market Cap.		Sector Weight		Weight %
	#	BDT	09.02.2022	08.02.2022	Change
1 Bank	33	75284 Cro.	13.28%	13.27%	0.12%
2 Pharma	32	73668 Cro.	13.00%	13.02%	-0.18%
3 Telecom	3	72429 Cro.	12.78%	12.76%	0.14%
4 Engineering	42	56832 Cro.	10.03%	9.98%	0.44%
5 Fuel & Power	23	50592 Cro.	8.93%	8.91%	0.17%
6 Food & Allied	21	46008 Cro.	8.12%	8.12%	-0.08%
7 Miscellaneous	14	25977 Cro.	4.58%	4.58%	0.12%
8 NBFI	23	22259 Cro.	3.93%	3.95%	-0.45%
9 Textile	58	17689 Cro.	3.12%	3.06%	1.85%
10 Cement	7	13679 Cro.	2.41%	2.41%	0.31%
11 G. Insurance	40	13822 Cro.	2.44%	2.47%	-1.10%
L. Insurance	13	8101 Cro.	1.43%	1.42%	0.88%
12 Mutual Fund	37	4159 Cro.	0.73%	0.73%	0.52%
13 IT	11	3999 Cro.	0.71%	0.71%	-0.22%
14 Tannery	6	3912 Cro.	0.69%	0.69%	0.42%
15 Paper	6	3349 Cro.	0.59%	0.59%	-0.05%
16 Ceramic	5	3468 Cro.	0.61%	0.61%	1.10%
17 Services & R.E	4	3063 Cro.	0.54%	0.53%	1.59%
18 Travel & Leisu	4	2850 Cro.	0.50%	0.50%	0.50%
19 Jute	3	196 Cro.	0.03%	0.03%	-0.05%
Bond & Debentur	237	63147 Cro.	11.55%	11.67%	DSEX Index
Equity Market	385	500142 Cro.	88.45%	88.33%	8.59
DSEX Index Point			7081.38	7072.79	0.12%
Total	622	Market Cap.	567449 Cro.	566785 Cro.	664 CRO.



Stock Broker of Dhaka Stock Exchange

DSEX INDEX

DSE TURNOVER

DSE VOLUME

Trade Summary

				Change	
Issue Advanced	205	Trades	222282	240074	-7.41%
Issue Declined	128	Volume	282911802	339678875	-16.71%
Issue Unchanged	46	Total Value	1150.8 Cro.	1449.8 Cro.	-20.62%

SECTOR TURNOVER

Today's Market & Economy News

- 1 BBS claims sharp V-shaped recovery, economists differ
- 2 Premier Cement allowed issuance of Tk310cr preference shares
- 3 Summit Power allowed reopening its two plants
- 4 BPC counts Tk12cr loss daily for higher diesel price
- 5 Bangladeshis invest highest in Dubai real estate
- 6 BJMC again floats tender to lease 13 govt jute mills

Top 10 Gainer

ALLTEX	10.0%
TAMIJTEX	10.0%
UNIONINS	10.0%
APOLOISPAT	9.8%
BDTHAIFOOD	9.7%
SONARGAON	8.3%
MONOSPOOL	8.2%
KTL	7.0%
KAY&QUE	6.1%
BDWELDING	6.0%

Top 10 Loser

YPL	-4.7%
EIL	-3.5%
DAFODILCOM	-3.2%
GREENDELTA	-3.1%
CRYSTALINS	-2.8%
AGRANINS	-2.7%
BBS	-2.6%
OAL	-2.6%
KBPPWBIL	-2.6%
BENGALWTL	-2.6%