

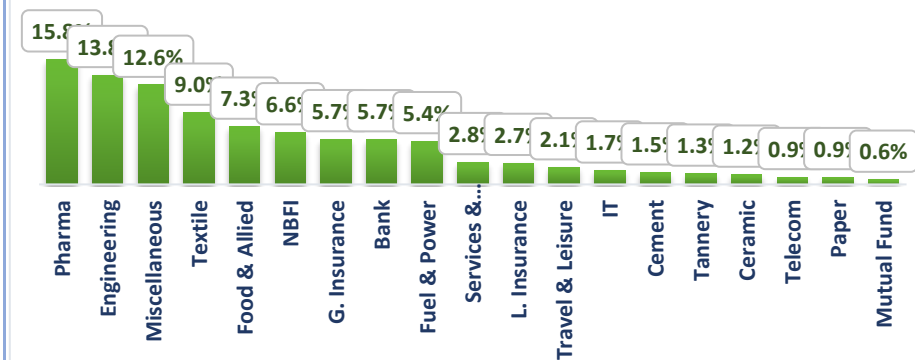
DSE MARKET SUMMARY

Thursday, February 10, 2022

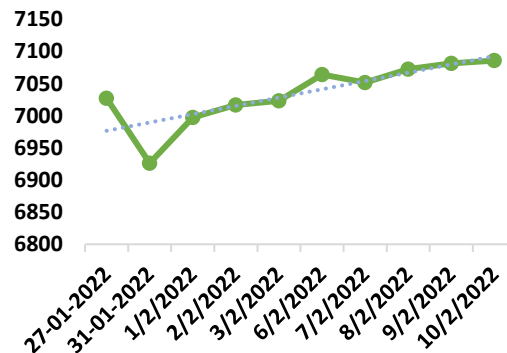
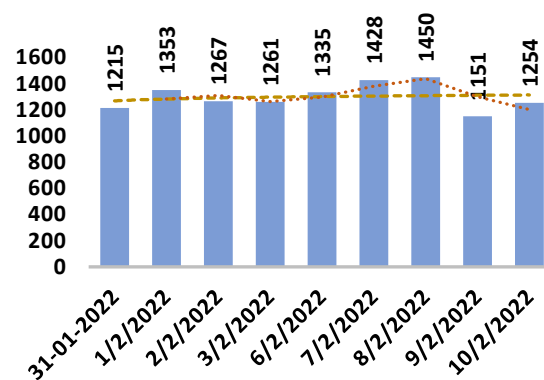
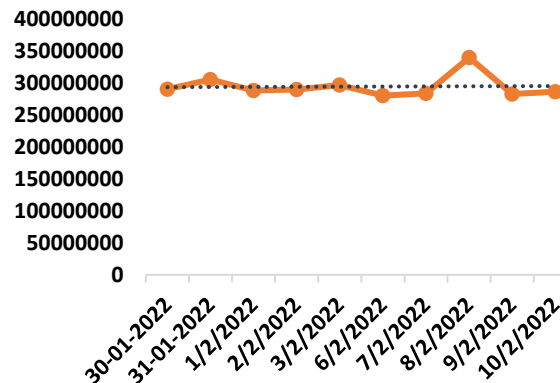
Sl. Sector	Market Cap.		Sector Weight		Weight %
	#	BDT	10.02.2022	09.02.2022	Change
1 Bank	33	75343 Cro.	13.28%	13.27%	0.08%
2 Pharma	32	74146 Cro.	13.07%	12.98%	0.65%
3 Telecom	3	72282 Cro.	12.74%	12.76%	-0.20%
4 Engineering	42	56761 Cro.	10.00%	10.02%	-0.12%
5 Fuel & Power	23	50578 Cro.	8.91%	8.92%	-0.03%
6 Food & Allied	21	45114 Cro.	7.95%	8.11%	-1.94%
7 Miscellaneous	14	25915 Cro.	4.57%	4.58%	-0.24%
8 NBFI	23	22101 Cro.	3.89%	3.92%	-0.71%
9 Textile	58	17807 Cro.	3.14%	3.12%	0.67%
10 Cement	7	13739 Cro.	2.42%	2.41%	0.44%
11 G. Insurance	40	13806 Cro.	2.43%	2.44%	-0.12%
L. Insurance	13	8037 Cro.	1.42%	1.43%	-0.79%
12 Mutual Fund	37	4159 Cro.	0.73%	0.73%	-0.01%
13 IT	11	3962 Cro.	0.70%	0.70%	-0.93%
14 Tannery	6	3867 Cro.	0.68%	0.69%	-1.15%
15 Paper	6	3381 Cro.	0.60%	0.59%	0.94%
16 Ceramic	5	3467 Cro.	0.61%	0.61%	-0.02%
17 Services & R.E	4	3059 Cro.	0.54%	0.54%	-0.14%
18 Travel & Leisu	4	2898 Cro.	0.51%	0.50%	1.69%
19 Jute	3	198 Cro.	0.03%	0.03%	1.12%
Bond & Debentur	237	63163 Cro.	11.78%	11.65%	DSEX Index
Equity Market	385	499431 Cro.	88.22%	88.35%	4.57
DSEX Index Point			7085.95	7081.38	0.06%
Total	622	Market Cap.	566753 Cro.	567449 Cro.	-696 CRO.

Trade Summary

				Change	
Issue Advanced	171	Trades	266990	222282	20.11%
Issue Declined	163	Volume	286428918	282911802	1.24%
Issue Unchanged	46	Total Value	1254.3 Cro.	1150.8 Cro.	8.99%

SECTOR TURNOVER

Today's Market & Economy News

- 1 BSC: Q2 EPS was Tk. 3.94 for October-December 2021 as against Tk. 1.08
- 2 Troubled NBFIs render Tk 1,000cr bank loans sour
- 3 Shipping Corporation's half-yearly profits exceed Tk100cr for the first time
- 4 EU seeks customs clearance for all imports outside ports
- 5 Truck sale revving up, bus hits 7-year low
- 6 bKash fetches freelancer's remittance in seconds


DSEX INDEX

DSE TURNOVER

DSE VOLUME

Top 10 Gainer

SHYAMPUG	10.0%
ZEALBANGLA	9.9%
UNIONINS	9.9%
ARAMITCEM	9.9%
BDTHAIFOOD	9.7%
PRIMETEX	8.9%
TAMIJTEX	8.7%
MONOSPOOL	8.6%
BDWELDING	8.2%
GOLDENSON	7.2%

Top 10 Loser

TAKAFULINS	-3.6%
TITASGAS	-3.3%
FASFIN	-2.9%
WMSHIPYARC	-2.8%
BAYLEASING	-2.7%
UNITEDINS	-2.7%
GENEXIL	-2.7%
AGNISYSL	-2.7%
PHOENIXFIN	-2.7%
FAREASTLIF	-2.6%