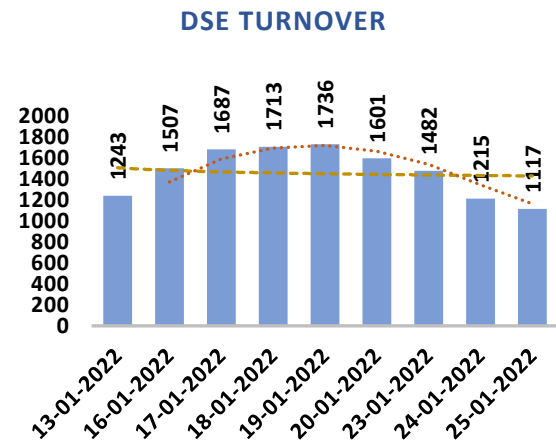
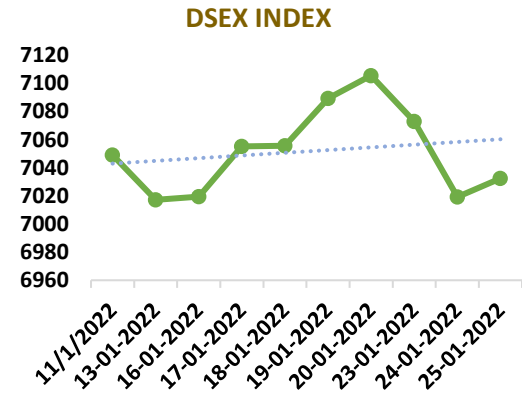


DSE MARKET SUMMARY

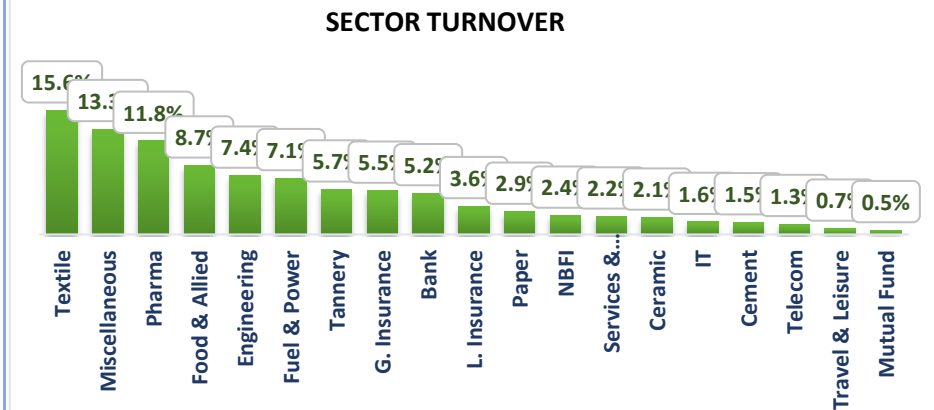
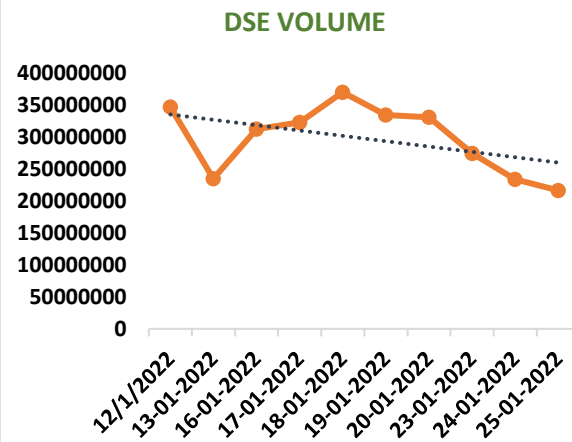
Tuesday, January 25, 2022



Sl. Sector	Market Cap.		Sector Weight		Weight %
	#	BDT	25.01.2022	24.01.2022	Change
1 Bank	32	73495 Cro.	13.09%	13.06%	0.24%
2 Pharma	32	72968 Cro.	13.00%	12.99%	0.02%
3 Telecom	3	71708 Cro.	12.77%	12.88%	-0.84%
4 Engineering	42	55758 Cro.	9.93%	9.86%	0.68%
5 Fuel & Power	23	50029 Cro.	8.91%	8.90%	0.07%
6 Food & Allied	21	46877 Cro.	8.35%	8.46%	-1.31%
7 Miscellaneous	14	26256 Cro.	4.68%	4.65%	0.46%
8 NBFI	23	22008 Cro.	3.92%	3.81%	2.93%
9 Textile	58	17423 Cro.	3.10%	3.03%	2.50%
10 Cement	7	13525 Cro.	2.41%	2.37%	1.49%
11 G. Insurance	40	12989 Cro.	2.31%	2.32%	-0.15%
L. Insurance	13	8102 Cro.	1.44%	1.46%	-1.02%
12 Mutual Fund	37	4140 Cro.	0.74%	0.74%	0.29%
13 IT	11	3905 Cro.	0.70%	0.70%	-0.09%
14 Tannery	6	4088 Cro.	0.73%	0.72%	0.80%
15 Paper	6	3483 Cro.	0.62%	0.62%	0.67%
16 Ceramic	5	3590 Cro.	0.64%	0.63%	0.74%
17 Services & R.E	4	2940 Cro.	0.52%	0.52%	1.20%
18 Travel & Leisu	4	2703 Cro.	0.48%	0.49%	-0.76%
19 Jute	3	204 Cro.	0.04%	0.04%	1.24%
Bond & Debentur	232	63153 Cro.	11.63%	11.81%	DSEX Index
Equity Market	384	494845 Cro.	88.37%	88.19%	13.32
DSEX Index Point			7032.57	7019.25	0.19%
Total	619	Market Cap.	562139 Cro.	561462 Cro.	677 CRO.



Trade Summary				Change	
Issue Advanced	164	Trades	194175	219524	-11.55%
Issue Declined	162	Volume	216407261	233537096	-7.33%
Issue Unchanged	53	Total Value	1117.4 Cro.	1214.6 Cro.	-8.00%



Top 10 Gainer		Top 10 Loser	
BDTHAIFOOD	10.0%	PRIMELIFE	-5.5%
SQUARETEXT	10.0%	DSHGARME	-5.3%
MATINSPINN	9.9%	FARCHEM	-5.0%
UNIONINS	9.8%	APEXFOODS	-4.6%
QUEENSOUTH	9.8%	BNICL	-4.6%
MALEKSPIN	9.7%	DAFODILCOM	-4.1%
HEIDELBCEM	8.7%	FAREASTLIF	-3.7%
NTC	7.4%	ZEALBANGLA	-3.5%
HFL	7.3%	AOL	-3.5%
BPML	7.3%	DULAMIACOT	-3.5%

- Today's Market & Economy News**
- MARICO: Q3 EPS was Tk. 27.35 for October-December 2021 as against Tk. 22.68
 - PTL: Q2 EPS was Tk. 1.52 for October-December 2021 as against Tk. 0.95
 - RUNNERAUTO: Q2 EPS was Tk. 0.96 for October-December, 2021 as against Tk. 0.8
 - DESHBANDHU: Q2 EPS was Tk. 0.20 for October-December 2021 as against Tk. (0.0
 - Runner's two-wheeler business back in profits, yet to regain all
 - Banks asked to run with 50pc staff
 - Union Bank to debut on bourses Wednesday