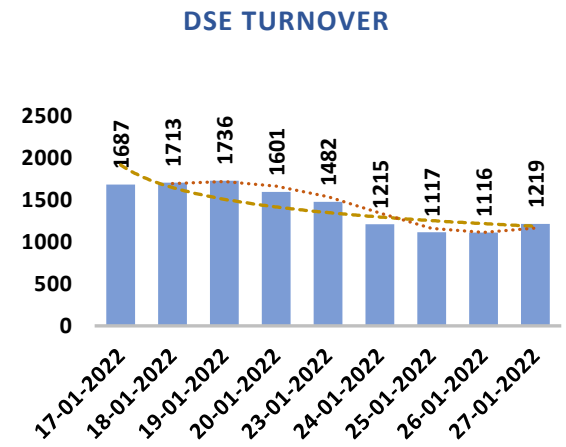
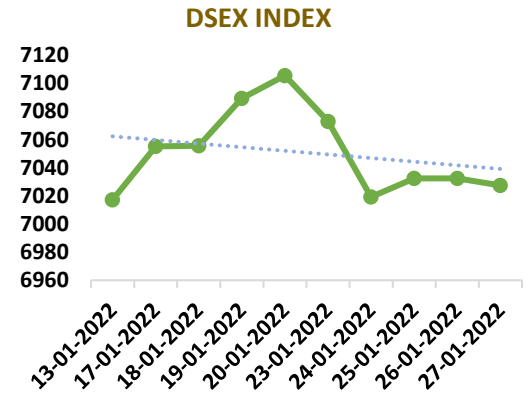
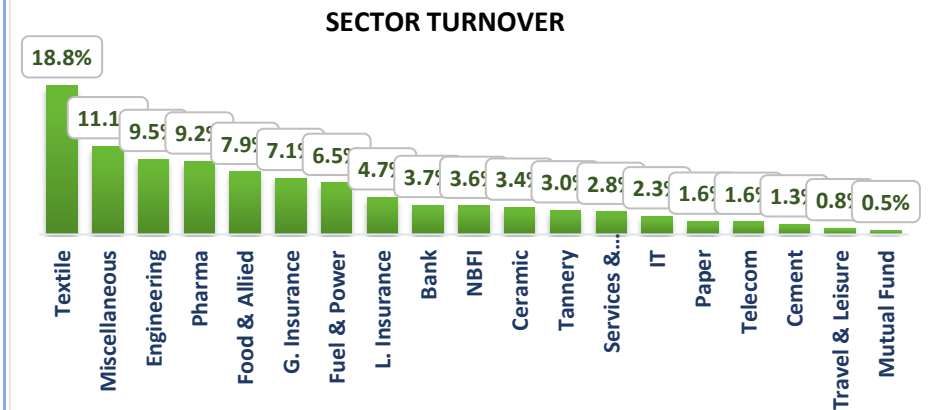
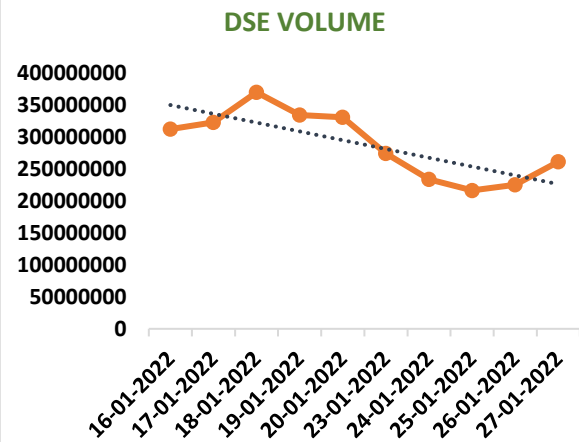


DSE MARKET SUMMARY
Thursday, January 27, 2022


Sl. Sector	Market Cap.		Sector Weight		Weight %
	#	BDT	27.01.2022	26.01.2022	Change
1 Bank	33	74677 Cro.	13.26%	13.24%	0.14%
2 Pharma	32	72757 Cro.	12.92%	12.97%	-0.38%
3 Telecom	3	71217 Cro.	12.64%	12.74%	-0.71%
4 Engineering	42	55683 Cro.	9.89%	9.89%	0.01%
5 Fuel & Power	23	49737 Cro.	8.83%	8.87%	-0.39%
6 Food & Allied	21	46699 Cro.	8.29%	8.29%	-0.03%
7 Miscellaneous	14	26203 Cro.	4.65%	4.62%	0.66%
8 NBFI	23	22990 Cro.	4.08%	4.00%	2.17%
9 Textile	58	17617 Cro.	3.13%	3.14%	-0.29%
10 Cement	7	13319 Cro.	2.36%	2.39%	-1.21%
11 G. Insurance	40	12964 Cro.	2.30%	2.31%	-0.41%
L. Insurance	13	8215 Cro.	1.46%	1.41%	3.16%
12 Mutual Fund	37	4119 Cro.	0.73%	0.73%	-0.13%
13 IT	11	3883 Cro.	0.69%	0.70%	-1.08%
14 Tannery	6	3973 Cro.	0.71%	0.71%	-0.70%
15 Paper	6	3315 Cro.	0.59%	0.60%	-1.26%
16 Ceramic	5	3714 Cro.	0.66%	0.65%	2.06%
17 Services & R.E	4	2954 Cro.	0.52%	0.52%	0.18%
18 Travel & Leisu	4	2723 Cro.	0.48%	0.48%	-0.21%
19 Jute	3	199 Cro.	0.04%	0.04%	-1.44%
Bond & Debentur	237	63133 Cro.	11.76%	11.71%	DSEX Index
Equity Market	385	495651 Cro.	88.24%	88.29%	-4.89
DSEX Index Point			7027.55	7032.44	-0.07%
Total	622	Market Cap.	562903 Cro.	563212 Cro.	-309 CRO.



Trade Summary				Change	
Issue Advanced	142	Trades	212127	197210	7.56%
Issue Declined	184	Volume	261064870	225240940	15.90%
Issue Unchanged	55	Total Value	1219.0 Cro.	1115.8 Cro.	9.25%



Top 10 Gainer		Top 10 Loser	
BBS	10.0%	PREMIERCEM	-7.1%
UNIONBANK	10.0%	EASTERNINS	-4.8%
BSC	10.0%	BEACONPHAR	-4.5%
UNIONINS	9.9%	SQUARETEXT	-4.4%
BDTHAIFOOD	9.8%	HEIDELBCEM	-4.3%
QUEENSOUTH	9.8%	JUTESPINN	-4.2%
BENGALWTL	9.7%	NORTHRNINS	-3.9%
NATLIFEINS	8.3%	EHL	-3.8%
BDLAMPS	7.8%	ORIONINFU	-3.7%
VFSTDL	7.8%	TALLUSPIN	-3.7%

Today's Market & Economy News

- JMISMDL: Q2 EPS was Tk. 2.04 for October-December 2021 as against Tk. 2.08
- BDLAMPS: Q2 EPS was Tk. 3.15 for October-December 2021 as against Tk. 1.03
- PREMIERCEM: Q2 EPS was Tk. 0.11 for October-December 2021 as against Tk. 1.70
- KPPL: Q2 EPS was Tk. (1.96) for October-December 2021 as against Tk. (0.02)
- IMF slashes global growth outlook
- Per capita income to reach \$2,785 in FY22: Finance Minister