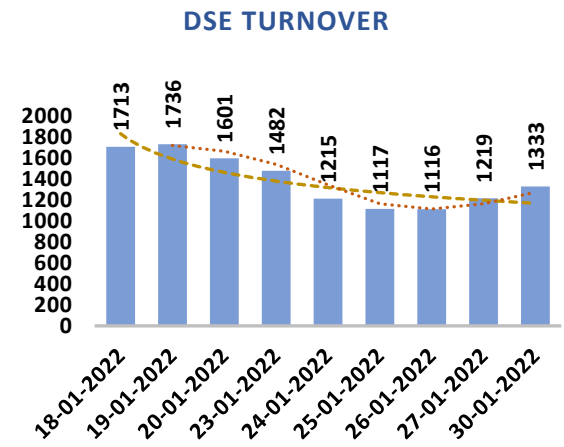
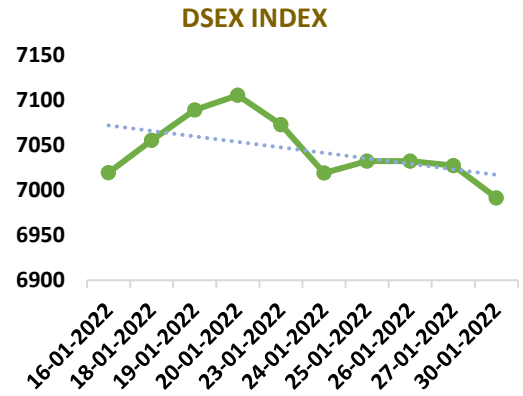


DSE MARKET SUMMARY

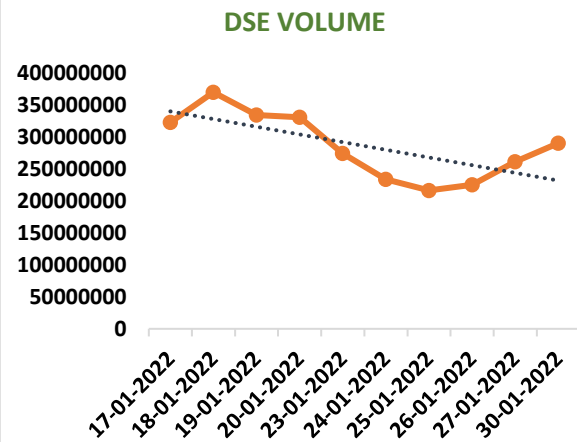
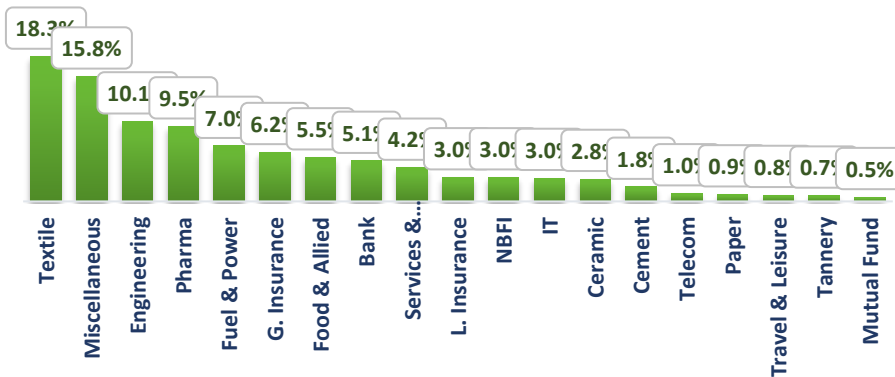
Sunday, January 30, 2022



Sl. Sector	Market Cap.		Sector Weight		Weight %
	#	BDT	30.01.2022	27.01.2022	Change
1 Bank	33	74420 Cro.	13.22%	13.27%	-0.34%
2 Pharma	32	72347 Cro.	12.85%	12.93%	-0.56%
3 Telecom	3	71418 Cro.	12.69%	12.65%	0.28%
4 Engineering	42	55284 Cro.	9.82%	9.89%	-0.72%
5 Fuel & Power	23	49309 Cro.	8.76%	8.84%	-0.86%
6 Food & Allied	21	46448 Cro.	8.25%	8.30%	-0.54%
7 Miscellaneous	14	26368 Cro.	4.68%	4.66%	0.63%
8 NBFI	23	22217 Cro.	3.95%	4.08%	-3.36%
9 Textile	58	17424 Cro.	3.10%	3.13%	-1.10%
10 Cement	7	13424 Cro.	2.38%	2.37%	0.79%
11 G. Insurance	40	13098 Cro.	2.33%	2.30%	1.03%
L. Insurance	13	8111 Cro.	1.44%	1.46%	-1.26%
12 Mutual Fund	37	4130 Cro.	0.73%	0.73%	0.28%
13 IT	11	3873 Cro.	0.69%	0.69%	-0.27%
14 Tannery	6	3938 Cro.	0.70%	0.71%	-0.87%
15 Paper	6	3307 Cro.	0.59%	0.59%	-0.22%
16 Ceramic	5	3719 Cro.	0.66%	0.66%	0.13%
17 Services & R.E	4	2972 Cro.	0.53%	0.52%	0.62%
18 Travel & Leisu	4	2696 Cro.	0.48%	0.48%	-1.01%
19 Jute	3	198 Cro.	0.04%	0.04%	-0.42%
Bond & Debentur	237	63088 Cro.	12.12%	11.72%	DSEX Index
Equity Market	385	493377 Cro.	87.88%	88.28%	-36.00
DSEX Index Point			6991.55	7027.55	-0.51%
Total	622	Market Cap.	560596 Cro.	562903 Cro.	-2307 CRO.



Trade Summary				Change	
Issue Advanced	118	Trades	221556	212127	4.44%
Issue Declined	229	Volume	290408568	261064870	11.24%
Issue Unchanged	33	Total Value	1333.1 Cro.	1219.0 Cro.	9.36%


SECTOR TURNOVER

Today's Market & Economy News

- BEXIMCO: Q2 EPS was Tk. 4.56 for October-December 2021 as against Tk. 1.78
- BXPHERMA: Q2 EPS was Tk. 3.84 for October-December 2021 as against Tk. 2.54
- GPHISPAT: Q2 EPS was Tk. 1.14 for October-December 2021 as against Tk. 0.97
- PADMAOIL: Q2 EPS was Tk. 5.92 for October-December 2021 as against Tk. 4.80
- ACTIVEFINE: Q2 EPS was Tk. (0.06) for October-December 2021 as against Tk. 0.12
- NPOLYMAR: Q2 EPS was Tk. 0.71 for October-December 2021 as against Tk. 0.57
- ACMELAB: Q2 EPS was Tk. 2.40 for October-December, 2021 as against Tk. 1.78

Top 10 Gainer

BBS	10.0%
NPOLYMER	10.0%
UNIONBANK	9.9%
UNIONINS	9.8%
BDTHAIFOOD	9.6%
QUEENSOUTH	8.6%
GEMINISEA	8.5%
PHARMAID	7.4%
AGNISYSL	6.2%
NTC	6.0%

Top 10 Loser

SAMORITA	-10.0%
BENGALWTL	-8.5%
HFL	-8.2%
ACTIVEFINE	-7.2%
MALEKSPIN	-7.1%
GHCL	-6.7%
ZAHINTEX	-6.6%
DSHGARME	-6.5%
SINOBANGLA	-6.3%
BEACONPHAR	-6.0%