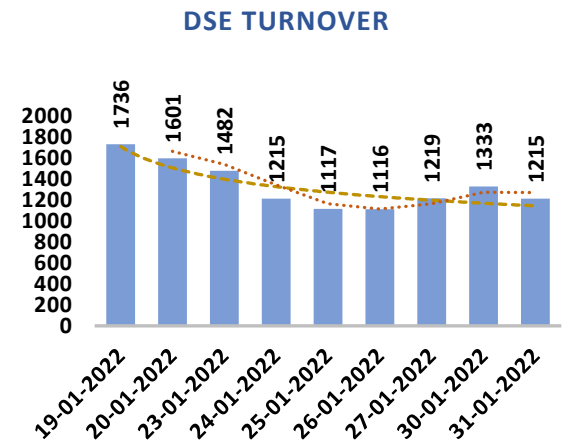
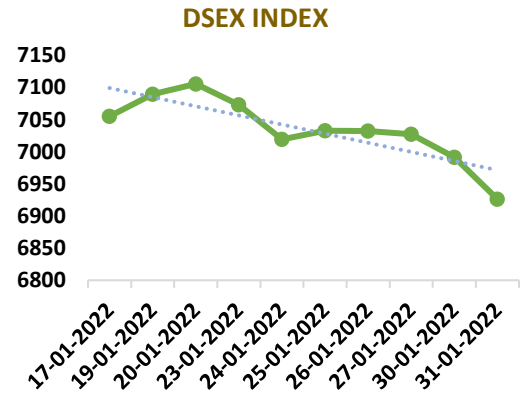
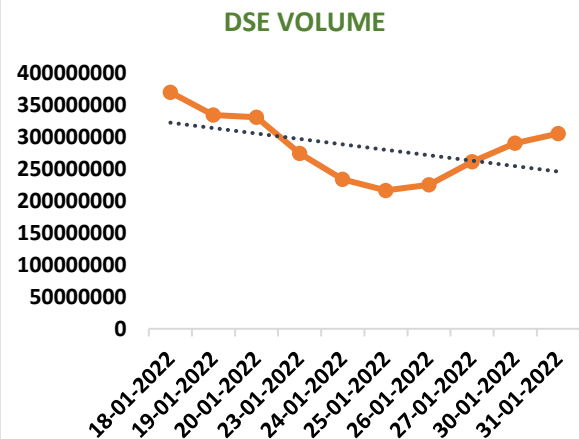
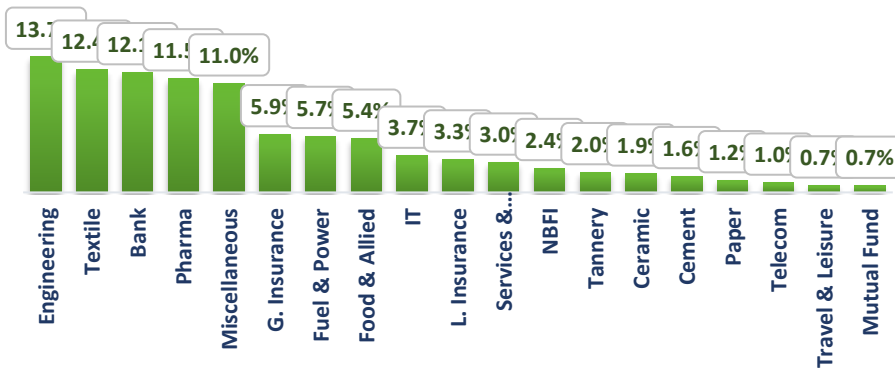


DSE MARKET SUMMARY
Monday, January 31, 2022


Sl. Sector	Market Cap.		Sector Weight		Weight %
	#	BDT	31.01.2022	30.01.2022	Change
1 Bank	33	73992 Cro.	13.20%	13.28%	-0.58%
2 Pharma	32	71909 Cro.	12.83%	12.91%	-0.61%
3 Telecom	3	71370 Cro.	12.73%	12.74%	-0.07%
4 Engineering	42	54999 Cro.	9.81%	9.86%	-0.52%
5 Fuel & Power	23	49028 Cro.	8.75%	8.80%	-0.57%
6 Food & Allied	21	46242 Cro.	8.25%	8.29%	-0.44%
7 Miscellaneous	14	25902 Cro.	4.62%	4.70%	-1.77%
8 NBFI	23	21765 Cro.	3.88%	3.96%	-2.03%
9 Textile	58	17132 Cro.	3.06%	3.11%	-1.68%
10 Cement	7	13292 Cro.	2.37%	2.39%	-0.98%
11 G. Insurance	40	13040 Cro.	2.33%	2.34%	-0.44%
L. Insurance	13	7898 Cro.	1.41%	1.45%	-2.63%
12 Mutual Fund	37	4095 Cro.	0.73%	0.74%	-0.86%
13 IT	11	3868 Cro.	0.69%	0.69%	-0.13%
14 Tannery	6	3778 Cro.	0.67%	0.70%	-4.06%
15 Paper	6	3265 Cro.	0.58%	0.59%	-1.28%
16 Ceramic	5	3626 Cro.	0.65%	0.66%	-2.49%
17 Services & R.E	4	2954 Cro.	0.53%	0.53%	-0.62%
18 Travel & Leisu	4	2669 Cro.	0.48%	0.48%	-1.00%
19 Jute	3	198 Cro.	0.04%	0.04%	0.20%
Bond & Debentur	237	63057 Cro.	12.41%	11.75%	DSEX Index
Equity Market	385	489830 Cro.	87.59%	88.25%	-65.26
DSEX Index Point			6926.29	6991.55	-0.93%
Total	622	Market Cap.	556982 Cro.	560596 Cro.	-3613 CRO.



Trade Summary				Change	
Issue Advanced	72	Trades	272471	221556	22.98%
Issue Declined	264	Volume	305170790	290408568	5.08%
Issue Unchanged	44	Total Value	1215.0 Cro.	1333.1 Cro.	-8.86%


SECTOR TURNOVER

Today's Market & Economy News

- 1 ACI: Q2 EPS was Tk. 2.10 for October-December 2021 as against Tk. 1.44
- 2 UPGDCL: Q2 EPS was Tk. 6.85 for October-December 2021 as against Tk. 4.45
- 3 TITASGAS: Q2 EPS was Tk. 0.73 for October-December 2021 as against Tk. 0.76
- 4 OLYMPIC: Q2 EPS was Tk. 1.54 for October-December 2021 as against Tk. 2.52
- 5 SUMITPOWER: Q2 EPS was Tk. 1.00 for October-December 2021 as against Tk. 1.5
- 6 BSCCL: Q2 EPS was Tk. 3.33 for October-December 2021 as against Tk. 2.16

Top 10 Gainer		Top 10 Loser	
BDTHAIFOOD	10.0%	NFML	-8.8%
UNIONINS	10.0%	NATLIFEINS	-8.7%
NPOLYMER	9.9%	FORTUNE	-7.9%
BBS	8.3%	MEGHNAPET	-7.7%
BDLAMPS	8.2%	SAFKOSPINN	-6.5%
SONARGAON	6.3%	SIMTEX	-6.3%
AAMRATECH	5.8%	MJLBD	-5.4%
FAREASTLIF	5.7%	HWAWELLTEX	-5.3%
CVOPRL	4.8%	KBPPWBIL	-5.1%
ACIFORMULA	4.2%	KDSALTD	-4.7%