

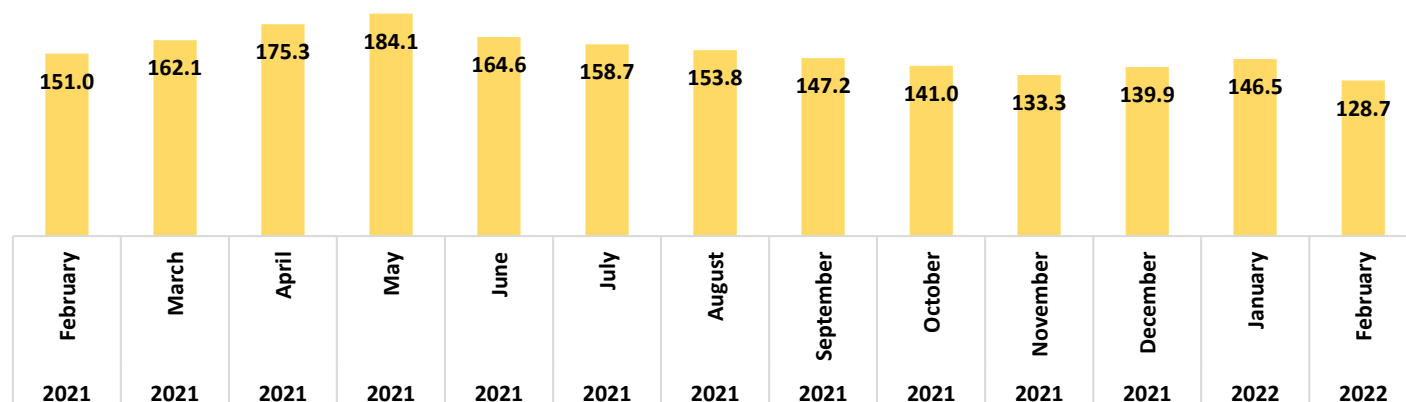
Macro Economy Outlook Bangladesh

February-22

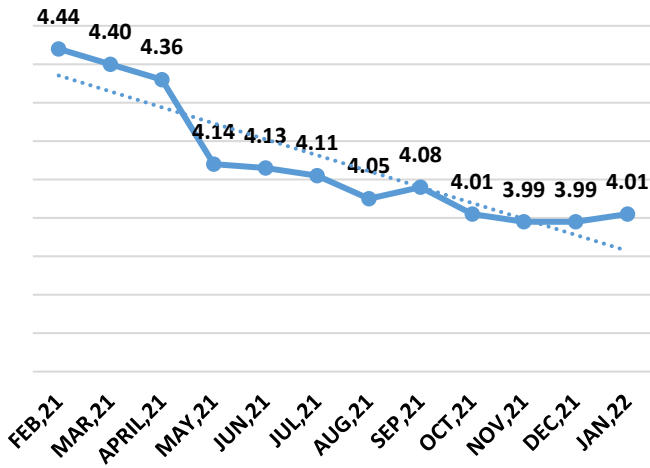
Last update: 10.03.2022

	Last	Date	Prev.	Reference	Changes %
General Inflation	6.17%	Feb, 2022	5.86%	Jan, 2022	5.3%
Monthly Average (12m)	5.69%	Feb, 2022	5.62%	Jan, 2022	1.2%
Remittances (bn BDT)	128.66	Feb, 2022	146.51	Jan, 2022	-12.2%
Fx Reserve (\$ bn)	45.95	Feb, 2022	44.95	Jan, 2022	2.2%
Currency Rate	86.19	Feb, 2022	85.77	Jan, 2022	0.5%
GDP	5.47%	2020-2021	3.51%	2019-2020	55.8%
Govt. Budget (BDT Cro.)	603681	2020-2021	538983	2019-2020	12.0%
Interest Rate	4.01%	Jan, 2022	3.99%	Dec, 2021	0.5%
Weighted Avg. Interest Rate	4.01%	Jan, 2022	3.99%	Dec, 2021	0.5%
Weighted Avg. Lending Rate	7.15%	Jan, 2022	7.18%	Dec, 2021	-0.4%
Interest Rate Spread	3.14%	Jan, 2022	3.19%	Dec, 2021	-1.6%
Call Money Rate	2.80%	Feb, 2022	2.43%	Jan, 2022	15.2%
Risk Free% Rate (RF)	4.00%	Feb, 2022	4.00%	Prev.	0.0%
10 years T-Bill Rate	6.360%	28-Feb-22	7.040%	Prev.	0.0%
SLR Ratio	13.00%	Current	19.50%	Prev.	-33.3%
CRR Ratio	4.00%	Current	5.50%	Prev.	-27.3%
AD Ratio	85%	Current	83.5%	Prev.	1.8%
REPO Rate	4.75%	Current	5.25%	Prev.	-9.5%
Money Supply (M1) (1+2+3)(BDT mn)	3732367	Jan, 2022	3793110	M-M	-1.6%
Money Supply(M2) (4+5)(BDT mn)	16141203	Jan, 2022	16206350	M-M	-0.4%
Currency Outside banks (BDT mn)	2117772	Jan, 2022	2107231	M-M	0.5%
Bank Deposit (MoM)	14017539	Jan, 2022	14093426	M-M	-0.5%
Bank Advances (MoM)	16274091	Jan, 2022	16264939	M-M	0.1%
DSEX Index point	6739.4	Feb-22	6853.1	Jan-22	-1.7%
DSEX Daily Avg. turnover(Cro.)	1163.1	Feb-22	1421.0	Jan-22	-18.1%
Total Market Capitalization(Cro.)	543,719	Feb-22	556,982	Jan-22	-2.4%
GDP to Market Cap.	15.45%	Feb-22	15.68%	Jan-22	-1.5%
BO Accounts Operable in CDS	2,064,923	Feb-22	2042525	Jan-22	1.1%
BO Accounts with Share Balance	1,486,916	Feb-22	1,488,989	Jan-22	-0.1%
BO A/C with share balance/Population	0.921%	Feb-22	0.923%	Jan-22	-0.1%
Market P/E	15.72	Feb-22	15.59	Jan-22	0.8%
Total Import (\$ mn) (YoY)	50449.3	2021-22P	34504.5	Y-Y	46.2%
Total Export (\$mn) (YoY)	29548.9	2021-22P	22670.2	Y-Y	30.3%

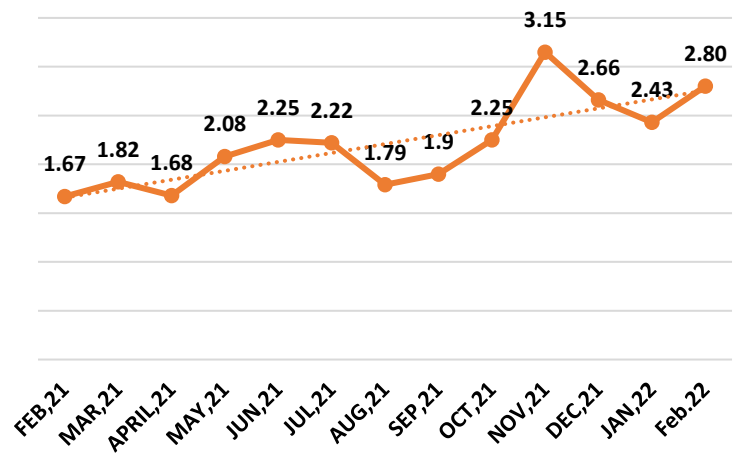
Remittance In-Flow (Tk. BDT Billion)



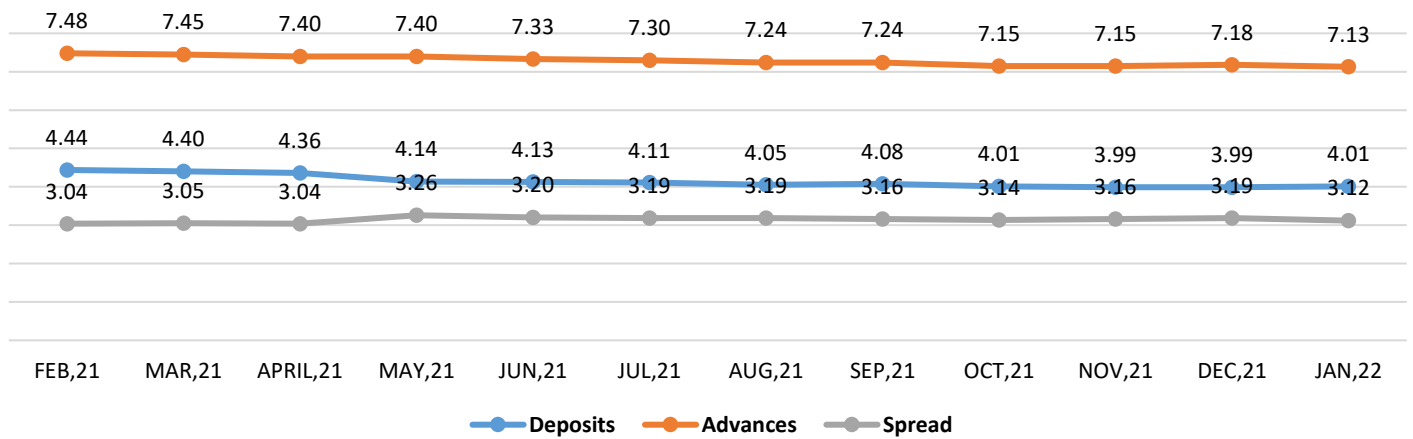
Average Deposit Interest Rate



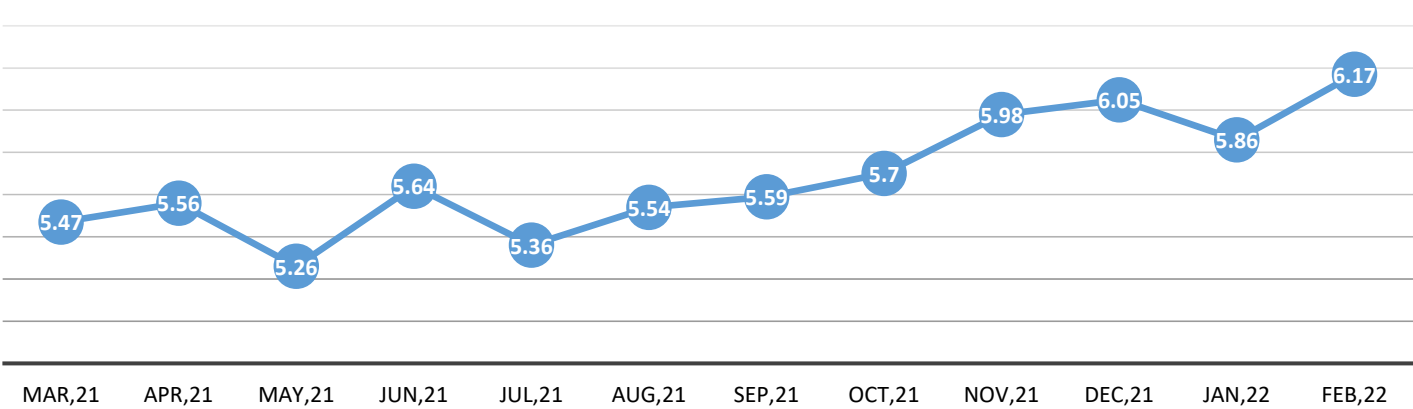
DIBOR Rate



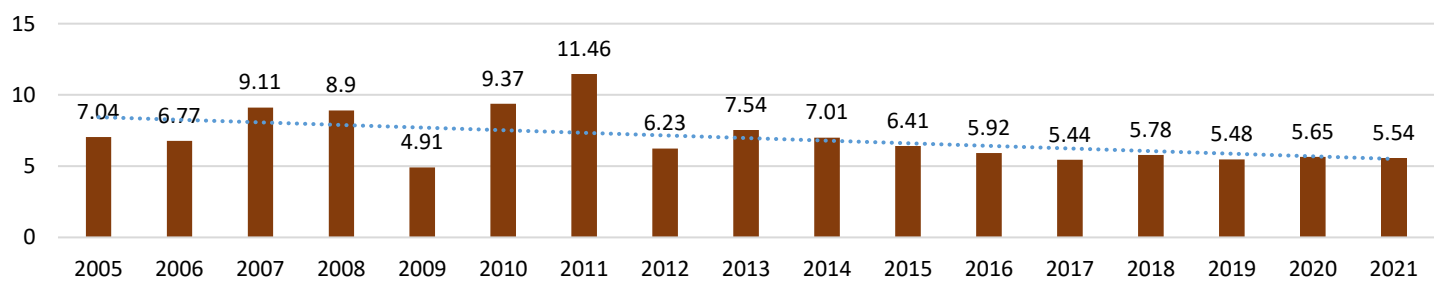
Interest Rate



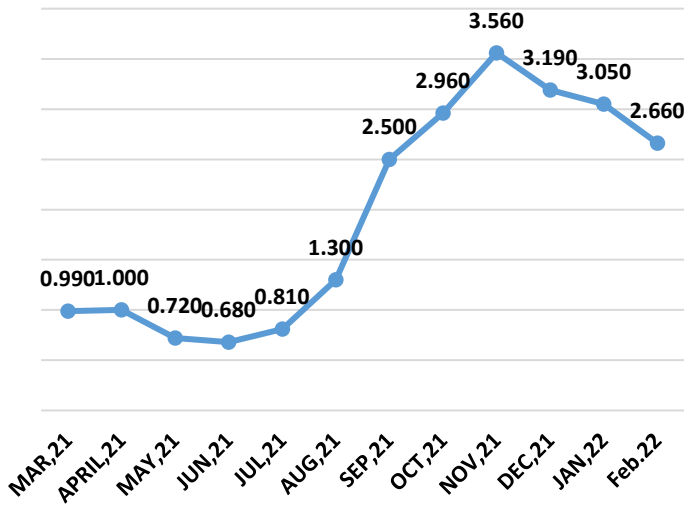
Monthly Inflation Rate



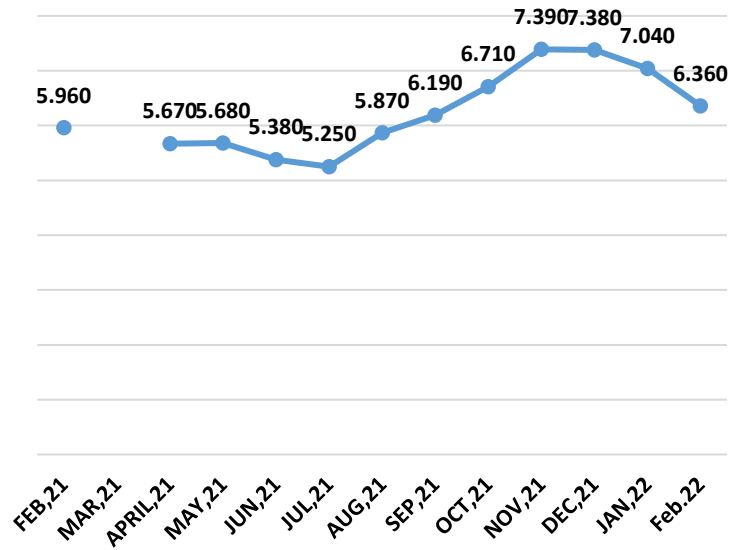
Yearly Inflation rate



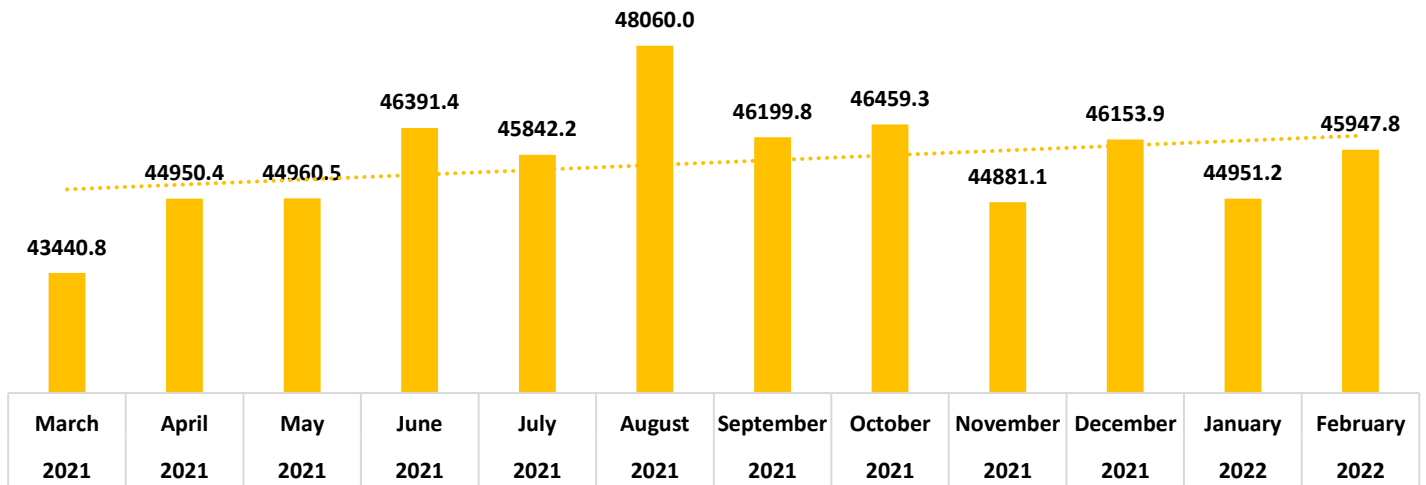
Treasury Bill Rate - 91 Days



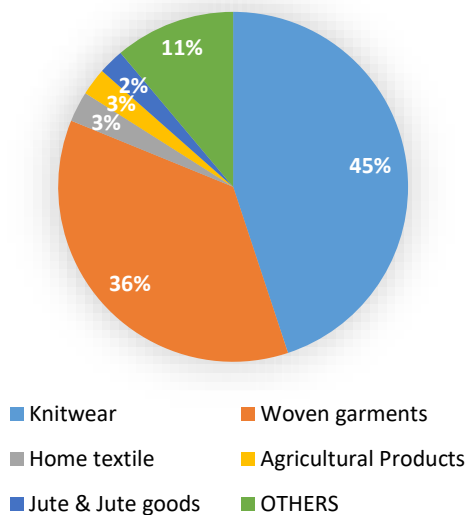
Treasury Bill Rate - 10 Years



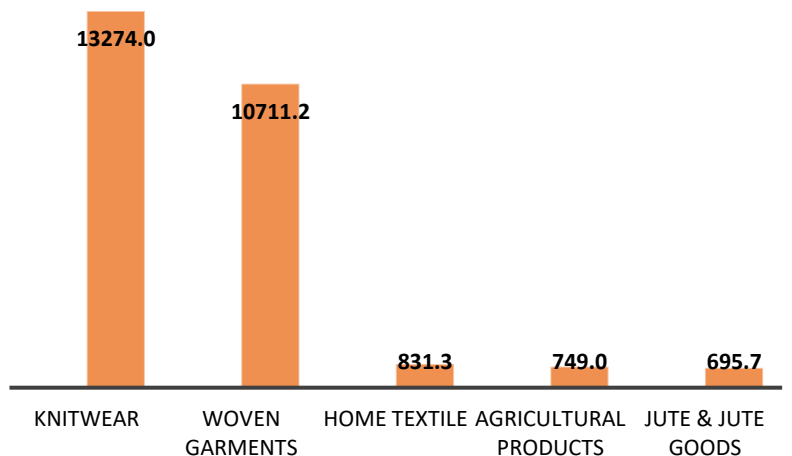
Fx-Reserve (USD Million)



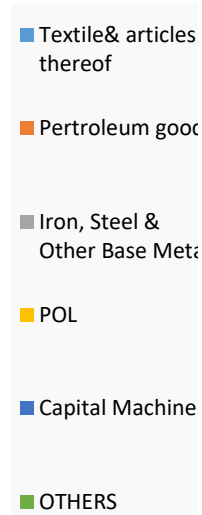
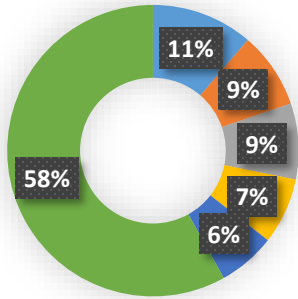
Major Export Item



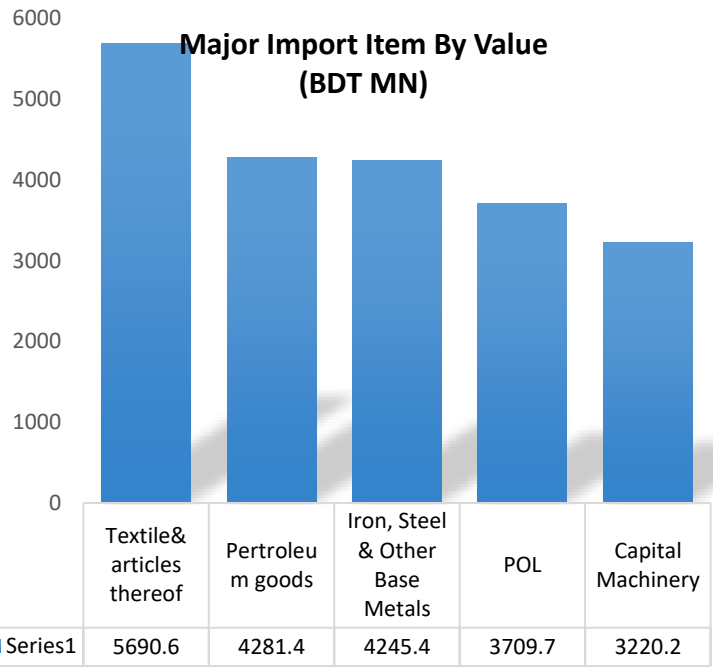
Major Export Item by Value (BDT MN)



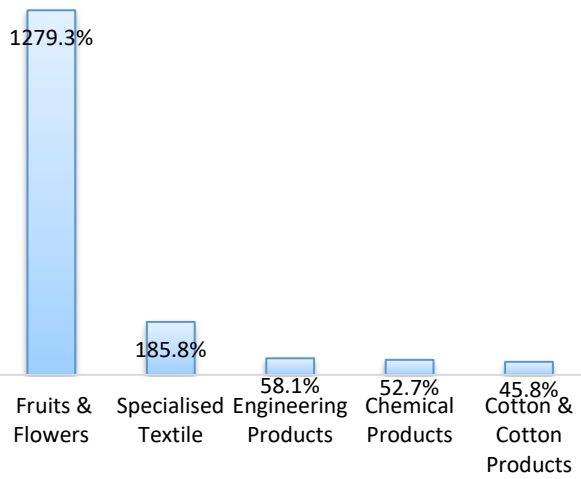
Major Import Item



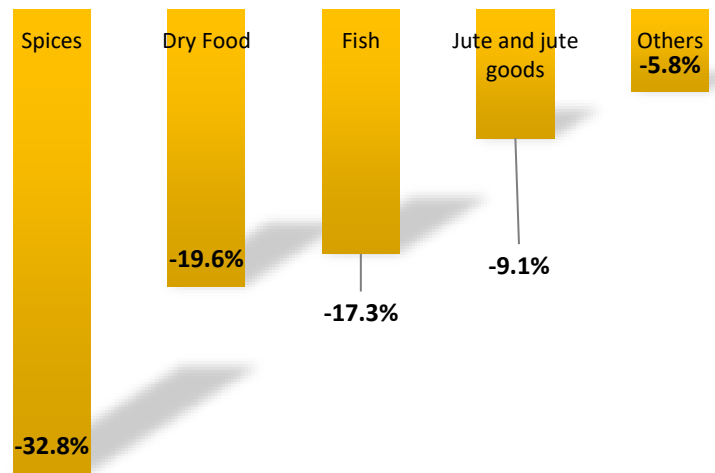
Major Import Item By Value (BDT MN)



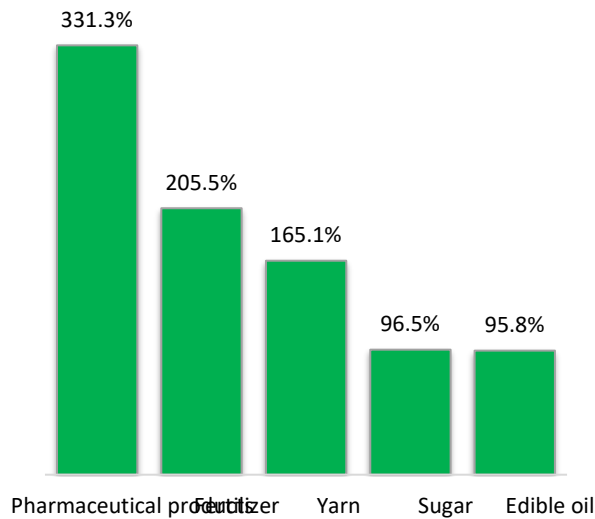
Top Five Export Increases



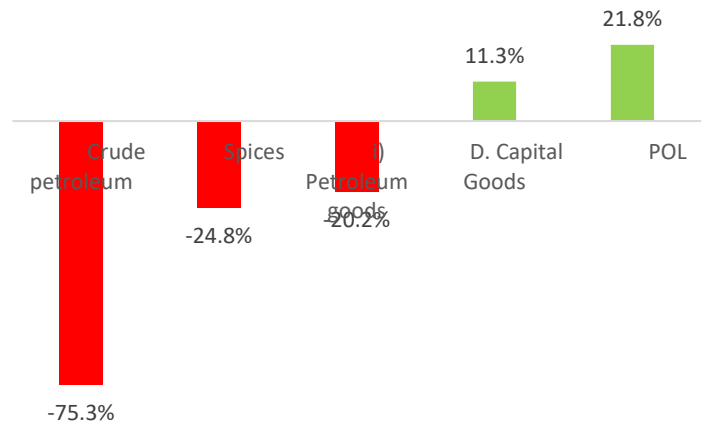
Top Five Export Decreases



Top Five Import Increases



Top Five Import Decrease



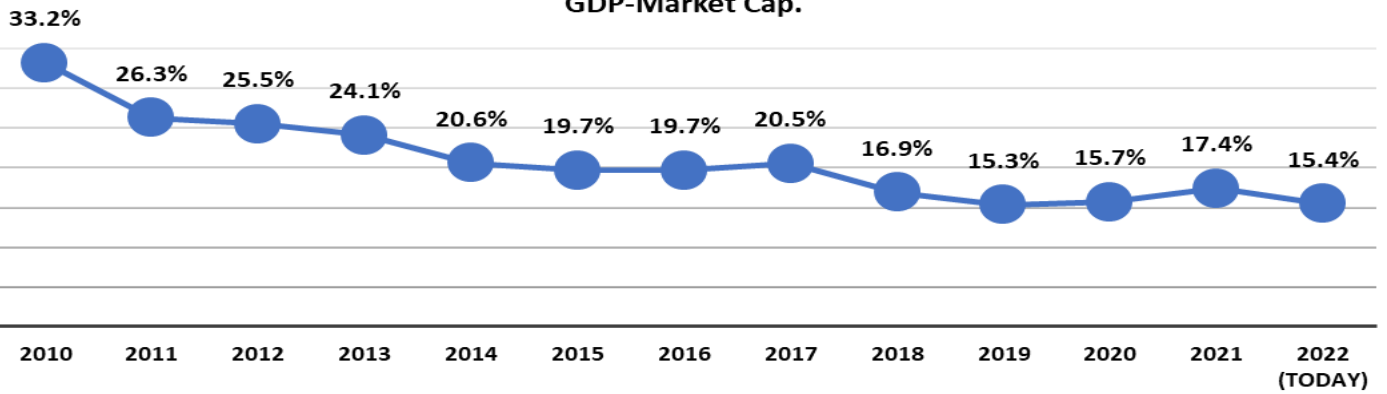
Capital Market Summary

Monthly DSEX Index Changes

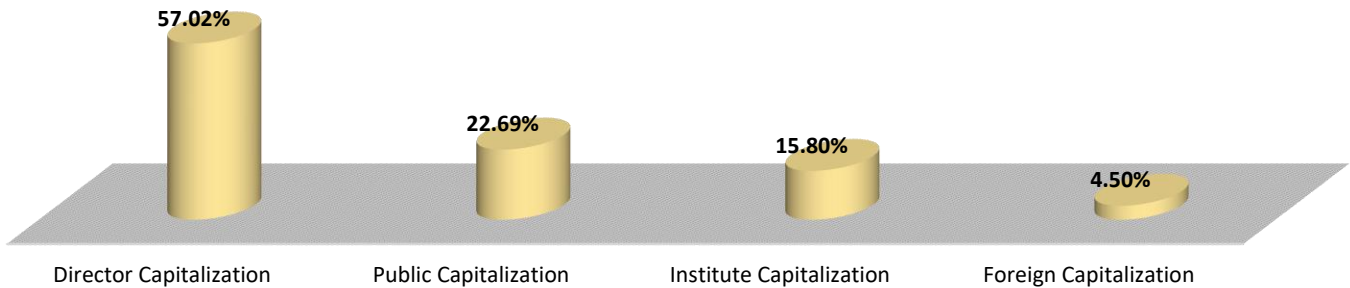
■ Increase ■ Decrease ■ Total



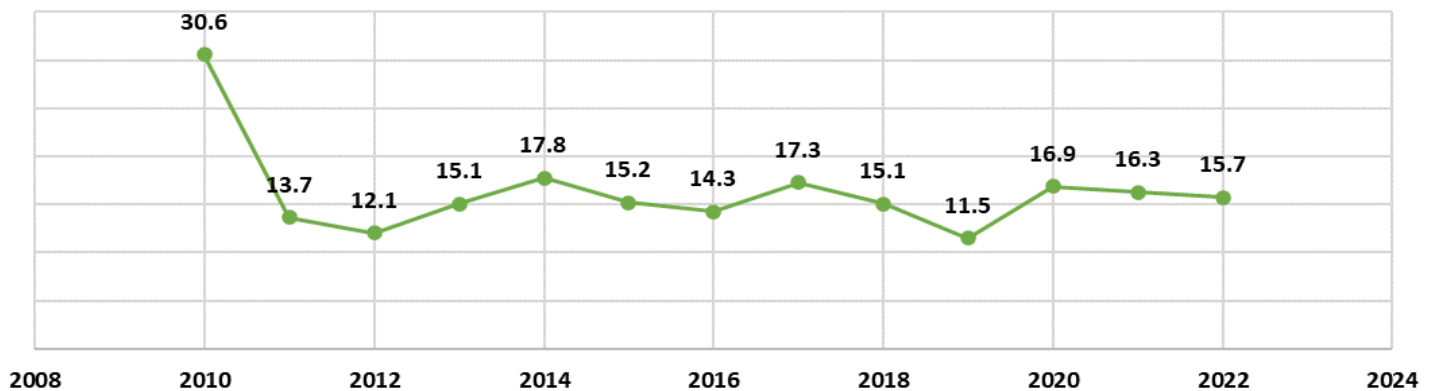
GDP-Market Cap.



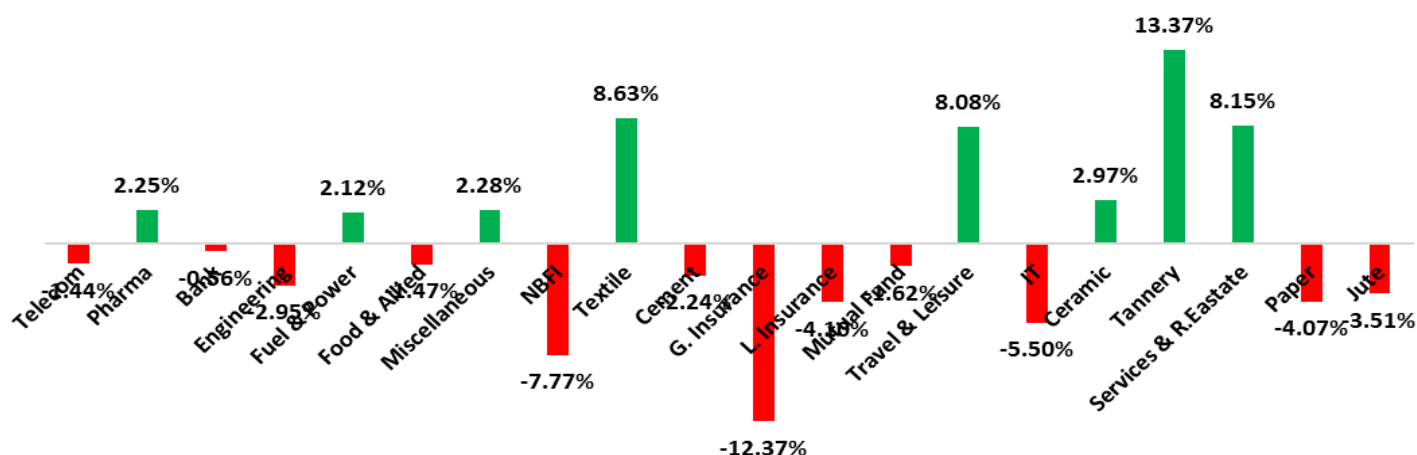
Percentage of DSE Market Capitalization



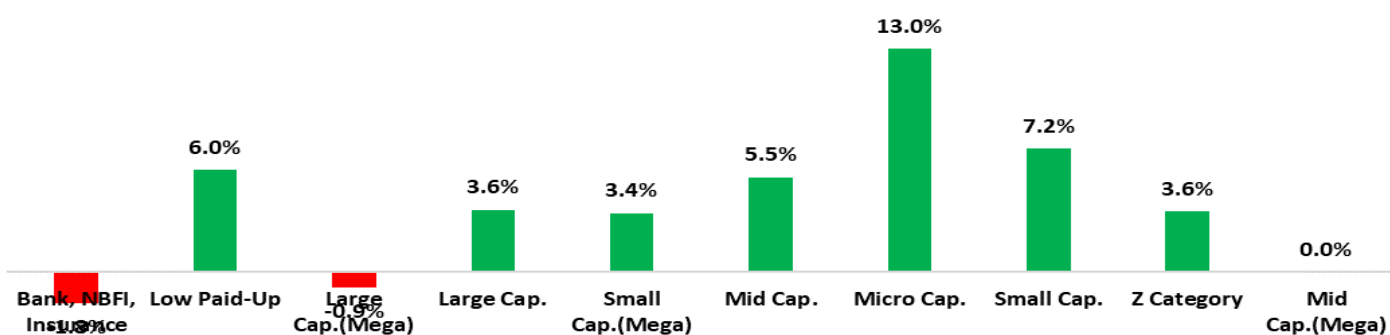
Market P/E Ratio



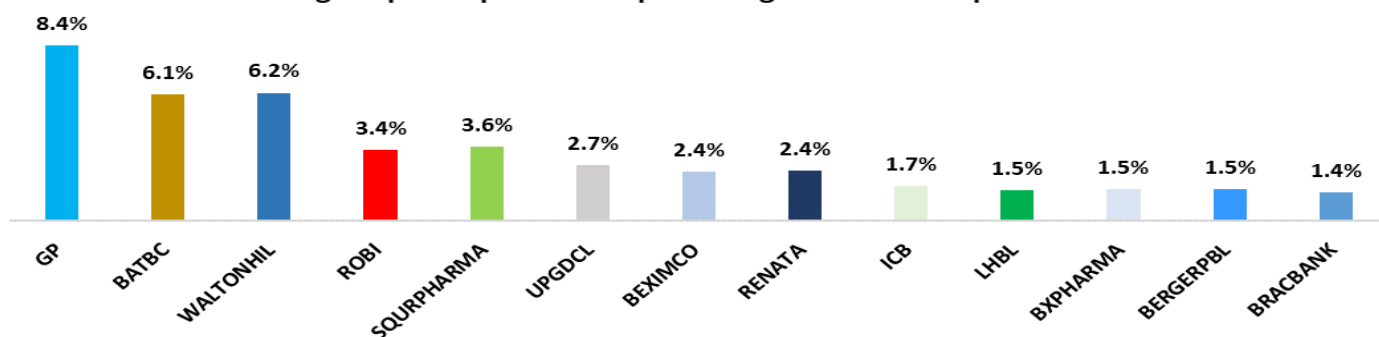
Sector wise YTD Return



Market Cap. Wise YTD Return



Large Cap. companies and percentage of market Capitalization



Source: Bangladesh Bank, DSE, BSEC Website & Daily News Paper.

Analyst Team:

Mohammad Younus Ali
Shah Md. Aman Ullah

Chief Operating Officer
Research Analyst

younus3009@gmail.com
aman_dsr@yahoo.com

Disclaimer

We, the team of Research Analyst and author, hereby certify that all of the views expressed in this report accurately reflect our views about the subject, which is based on publicly available data and information. But we do not guarantee that such information is accurate or complete. Any opinions expressed in this report are subject to change without prior notice.

This Document/Report/Recommendations is published by MSL for private circulation and only for information purpose and MSL do not solicits any trading or investment advice via this report/document. The securities and strategies discussed and opinions expressed in this report may not be suitable for all investors.