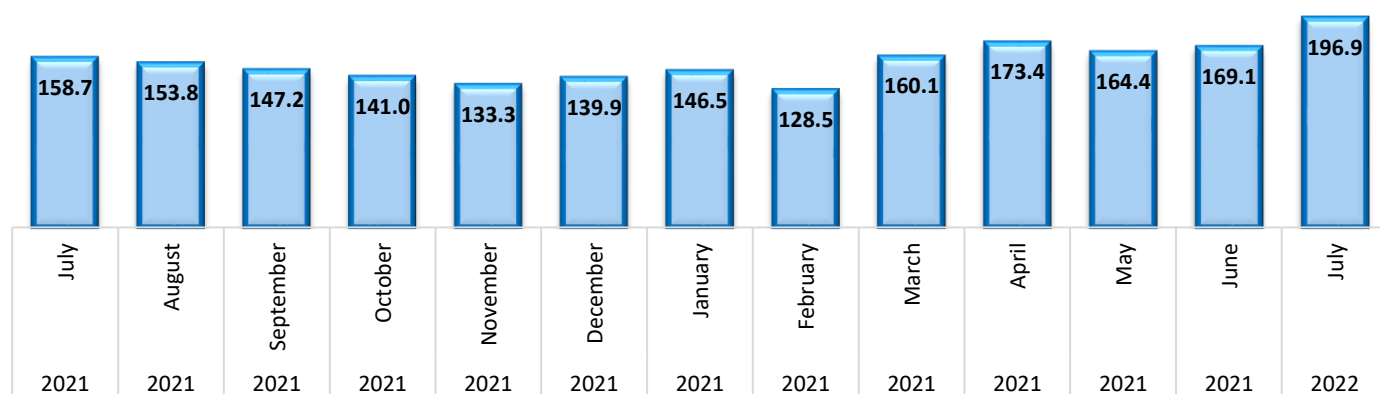
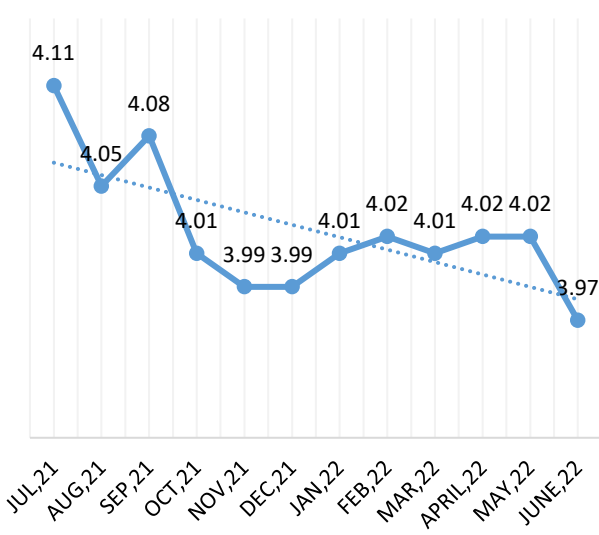


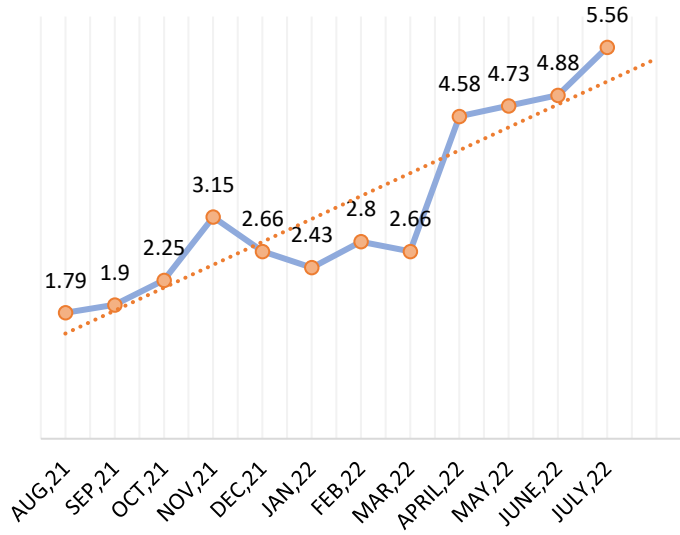
Indicators	Last	Date	Prev.	Reference	Changes
General Inflation	7.48%	Jul, 2022	7.56%	Jun, 2022	-1.1%
Monthly Average (12m)	6.33%	Jul, 2022	6.15%	Jun, 2022	2.9%
Remittances (BDT bn)	196.87	Jul, 2022	169.1	Jun, 2022	16.4%
Fx Reserve (\$ bn)	39.60	Jul, 2022	41.83	Jun, 2022	-5.3%
Currency Rate	94.70	Jul, 2022	93.45	Jun, 2022	1.3%
GDP	5.47%	2020-2021	3.51%	2019-2020	55.8%
Govt. Budget (BDT Cro.)	678064	2020-2021	603681	2019-2020	12.3%
Weighted Avg. Interest Rate	3.97%	Jun, 2022	4.02%	May,22	-1.2%
Weighted Avg. Lending Rate	7.09%	Jun, 2022	7.80%	May,22	-9.1%
Interest Rate Spread	3.12%	Jun, 2022	3.06%	May,22	2.0%
Call Money Rate	5.54%	Jul, 2022	4.54%	May,22	22.0%
Risk Free% Rate (RF)	4.00%	Jul, 2022	4.00%	Jun, 2022	0.0%
10 years T-Bill Rate	8.20%	Jul, 2022	8.10%	Jun, 2022	1.2%
SLR Ratio	13.00%	Jul, 2022	13.00%	Jun, 2022	0.0%
CRR Ratio	4.00%	Jul, 2022	4.00%	Jun, 2022	0.0%
AD Ratio	85%	Jul, 2022	85.0%	Jun, 2022	0.0%
REPO Rate	5.50%	Jul, 2022	5.50%	Jun, 2022	0.0%
Money Supply (M1) (1+2+3)	4259047	Jun, 2022	3948613	M-M	7.9%
Money Supply(M2) (4+5)(BDT Mn)	17081222	Jun, 2022	16626370	M-M	2.7%
Currency Outside banks (BDT Mn)	2364489	Jun, 2022	2251481	M-M	5.0%
Bank Deposit (MoM)	14710769	Jun, 2022	14369447	M-M	2.4%
Bank Advances (MoM)	16838300	Jun, 2022	16669121	M-M	1.0%
DSEX Index point	6134.0	Jul-22	6377.0	Jun-22	-3.8%
DSEX Daily Avg. turnover(Cro.)	646.5	Jul-22	815.4	Jun-22	-20.7%
Stock Market Capitalization(Cro.)	502,878	Jul-22	517,782	Jun-22	-2.9%
GDP to Market Cap.(DSE)	13.43%	Jul-22	14.03%	Jun-22	-4.3%
BO Accounts Operable in CDS	1,833,884	Jul-22	2053422	Jun-22	-10.7%
BO Accounts with Share Balance	1,412,523	Jul-22	1,475,349	Jun-22	-4.3%
BO A/C with share balance/Population	0.856%	Jul-22	0.894%	Jun-22	-4.2%
Market P/E	14.25	Jul-22	15.34	Jun-22	-7.1%
Maarket P/BV	1.67	Jul-22	1.69	Jun-22	-1.2%
Total Import (\$mn) (YoY)	89162.3	2021-22P	65594.7	Y-Y	35.9%
Total Export (\$mn) (YoY)	52082.7	2021-22P	38758.3	Y-Y	34.4%

**Remittance In-Flow (BDT Billion)**


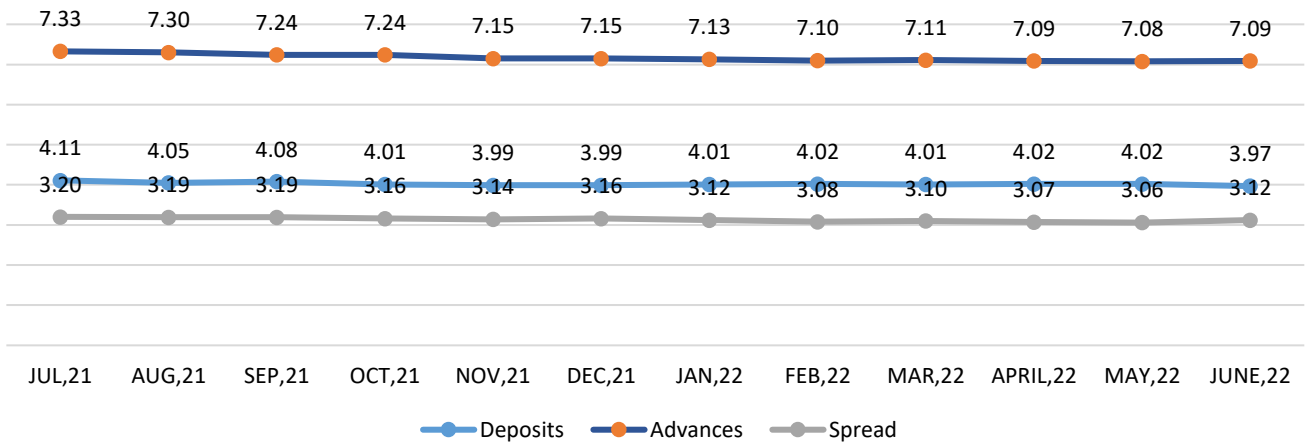
**Average Deposit Interest Rate**



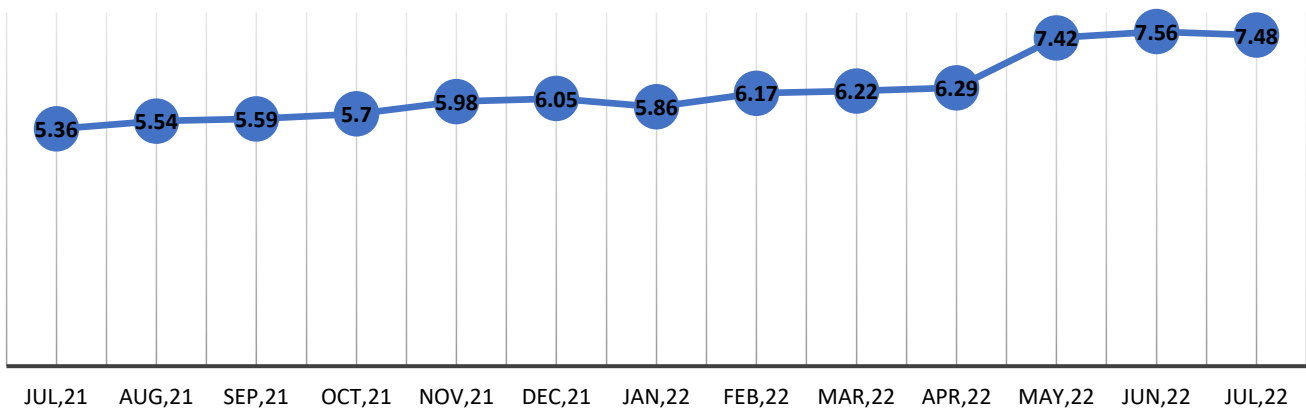
**DIBOR Rate**



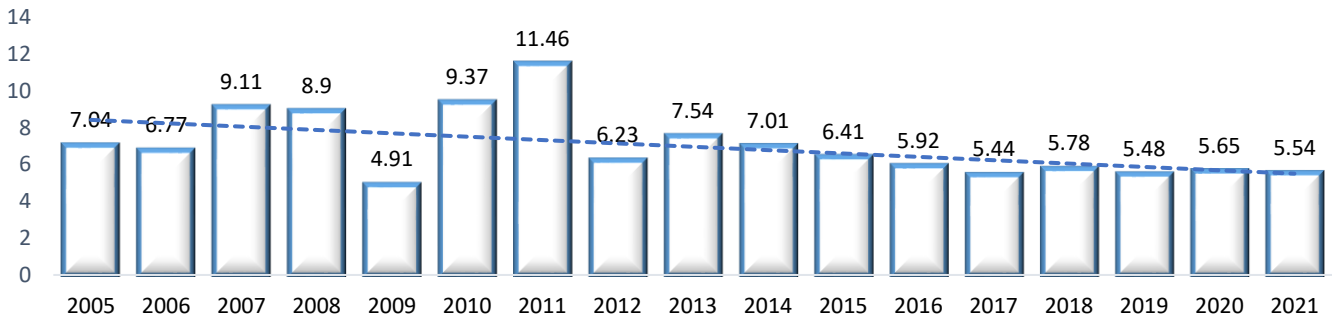
**Interest Rate**



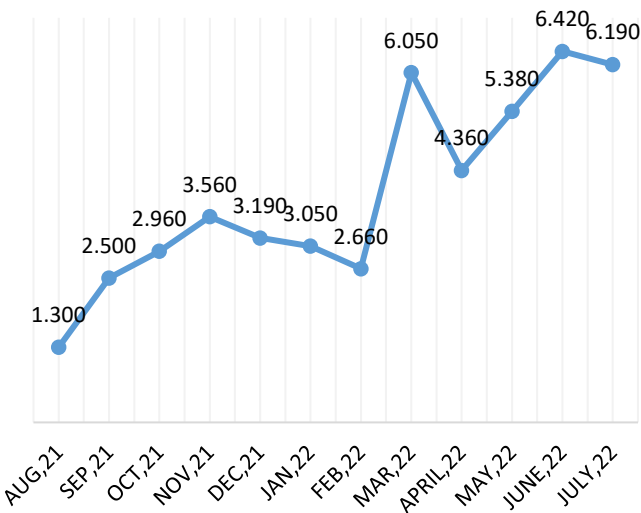
**Monthly Inflation Rate**



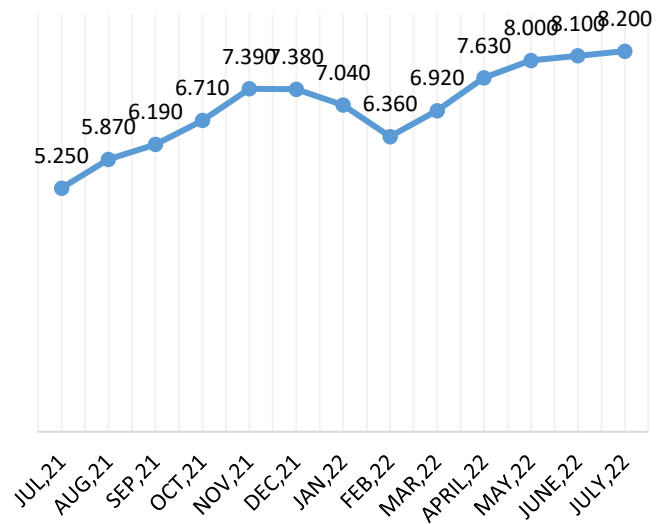
**Yearly Inflation rate**



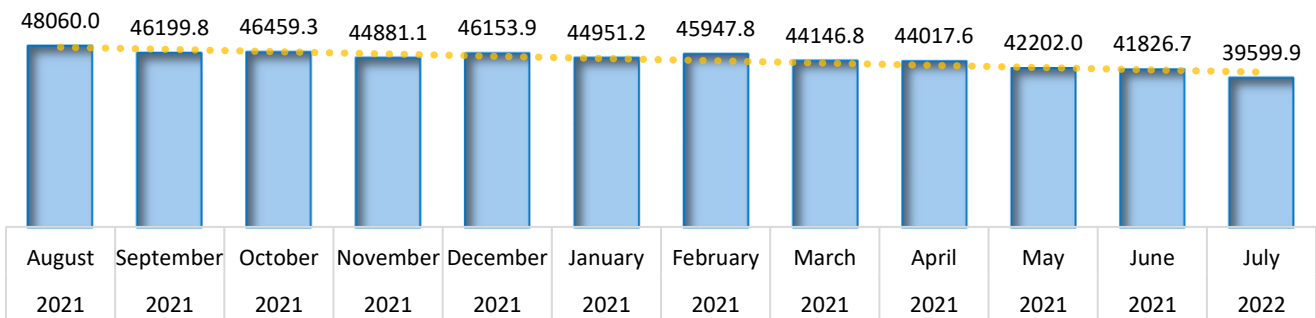
**Treasury Bill Rate - 91 Days**



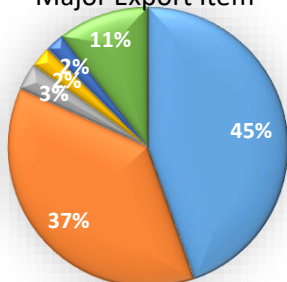
**Treasury Bill Rate - 10 Years**



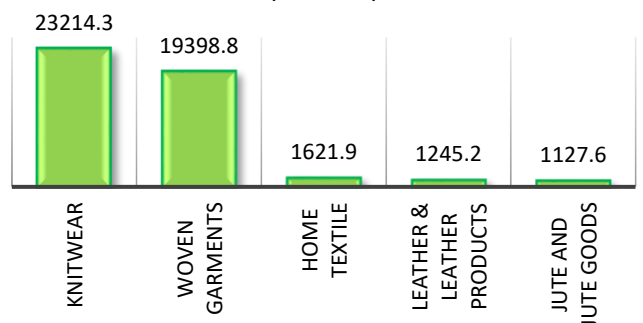
**Fx-Reserve (USD Million)**



**Major Export Item**

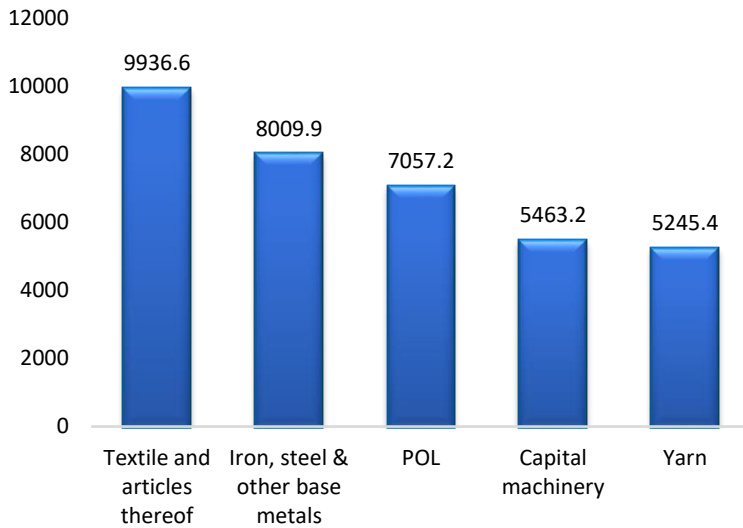


**Major Export Item by Value (BDT mn)**

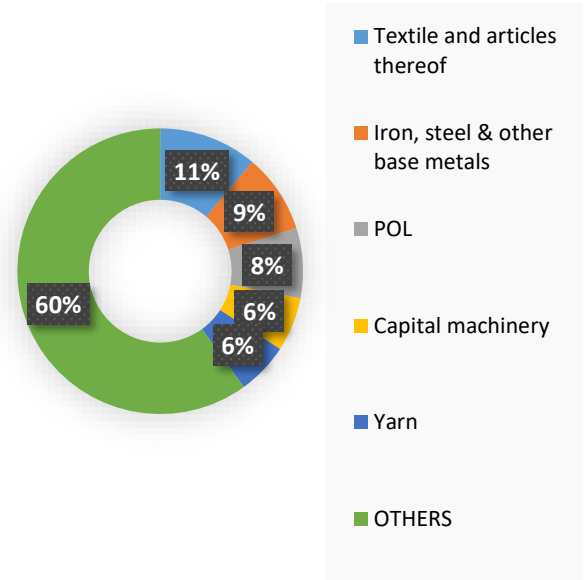


- Knitwear
- Woven garments
- Home textile
- Leather & Leather Products
- Jute and jute goods
- OTHERS

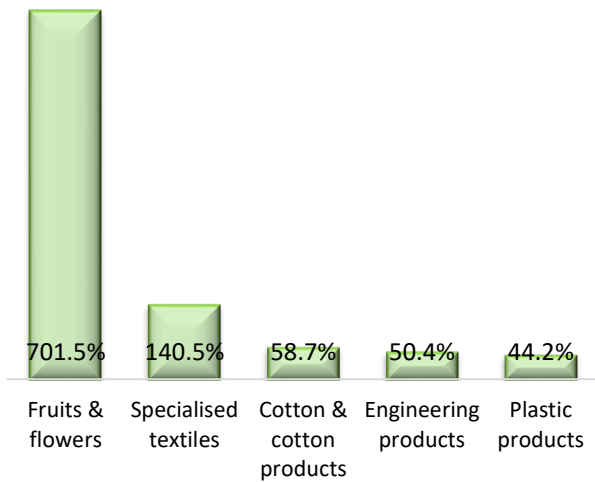
**Major Impost Item by Value**



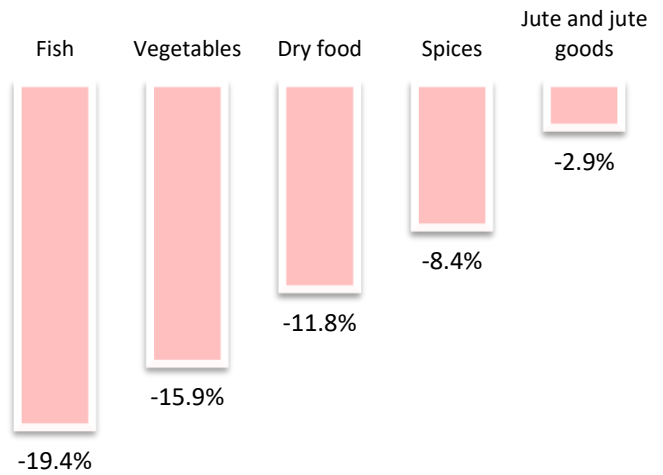
**Major Import Item**



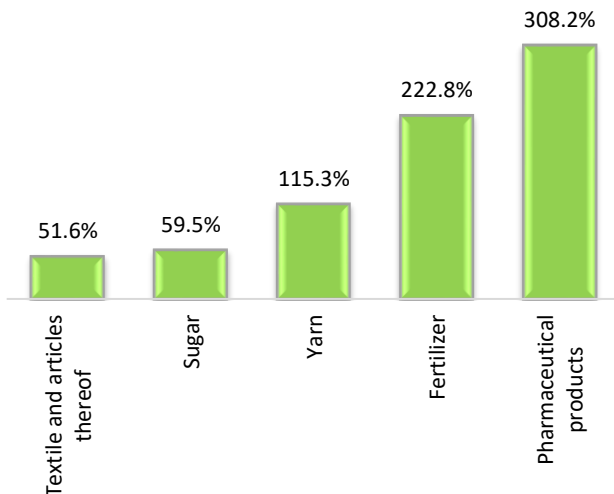
**Top Five Export Increases**



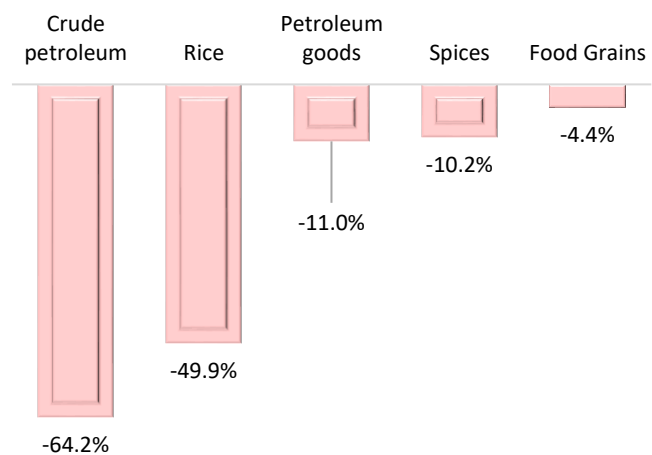
**Top Five Export Decreases**



**Top Five Import Increases**

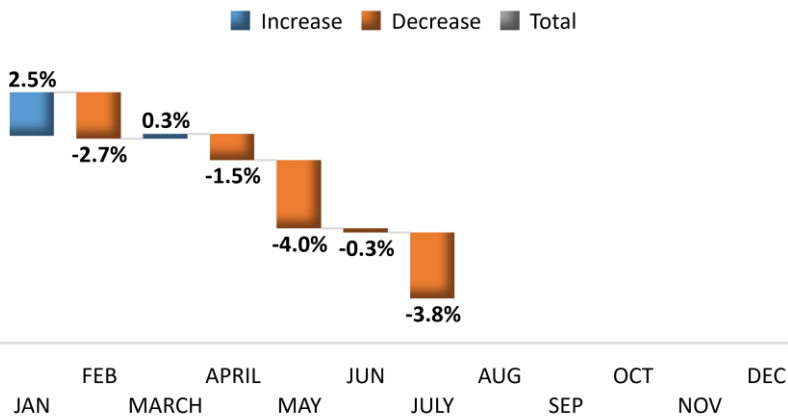


**Top Five Import Decrease**



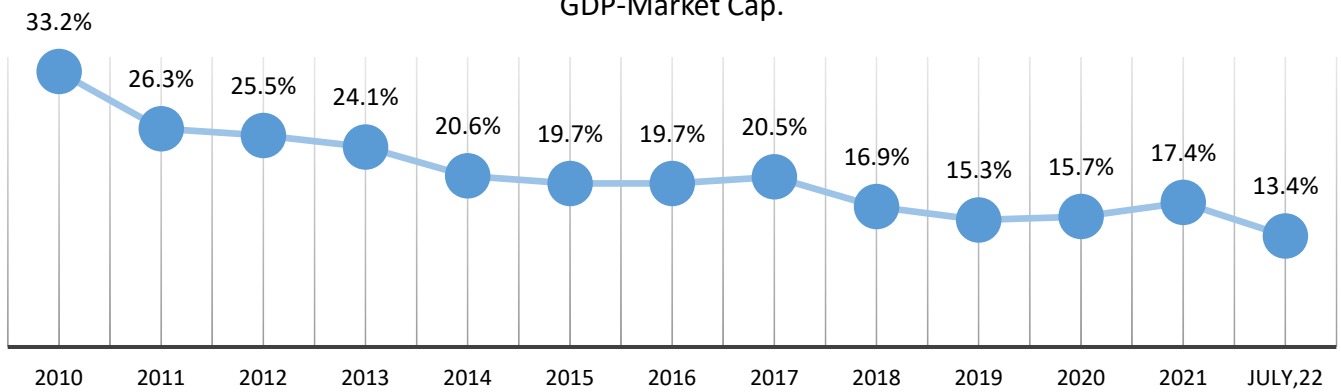
**Capital Market Summary [July-22]**

Monthly DSEX Index Changes

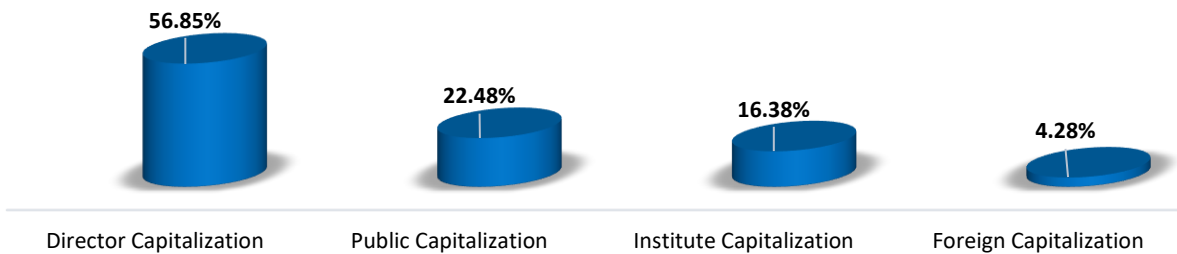


Total Market Capitalization	502878 Cro.
Equity Capitalization	435501 Cro.
Debt Securities	63526 Cro.
Mutual Fund	3850 Cro.
Total Listed Securities	625
DSEX Index Point	6133.96
DS30 Index Point	2193.58
DSES Index Point	1339.48
Market P/E	14.25

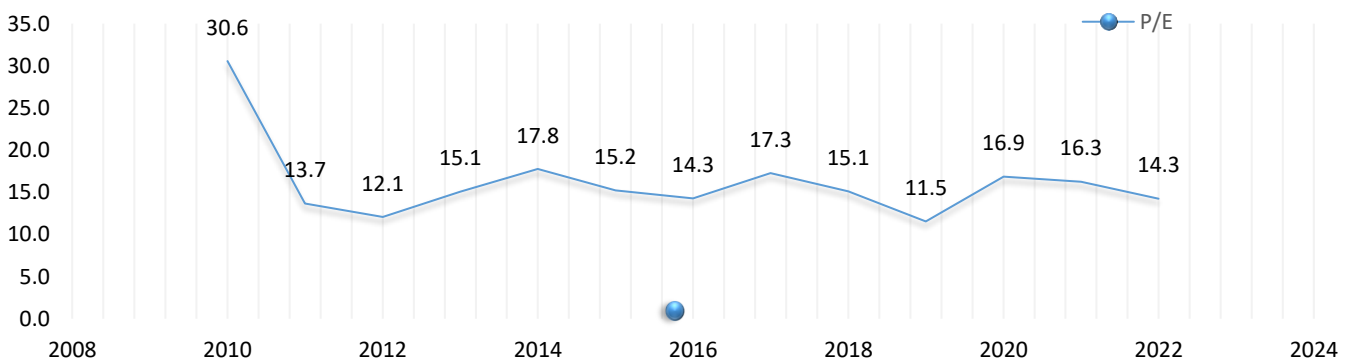
GDP-Market Cap.



Percentage of DSE Market Capitalization

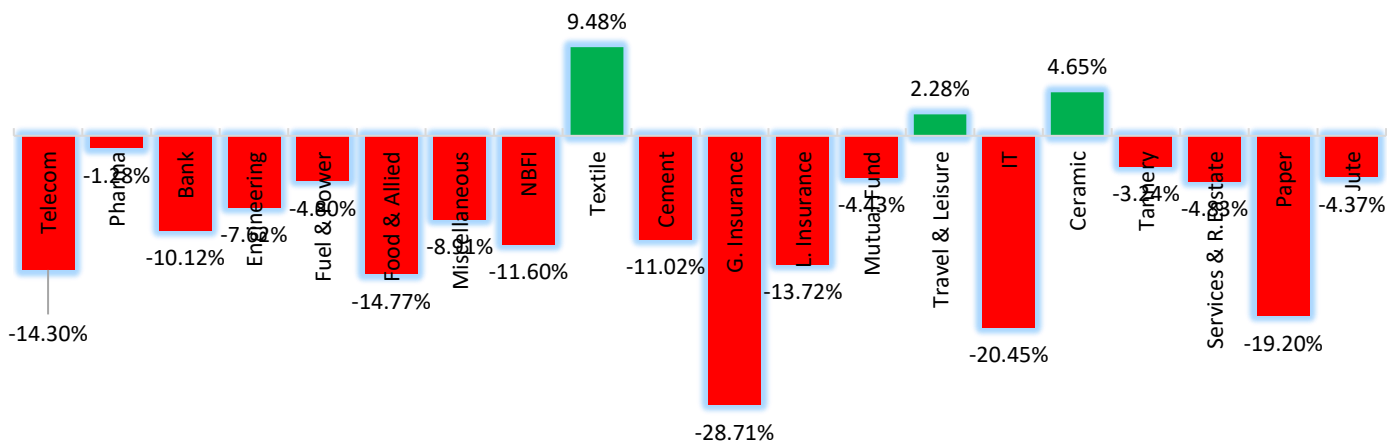


Market P/E Ratio

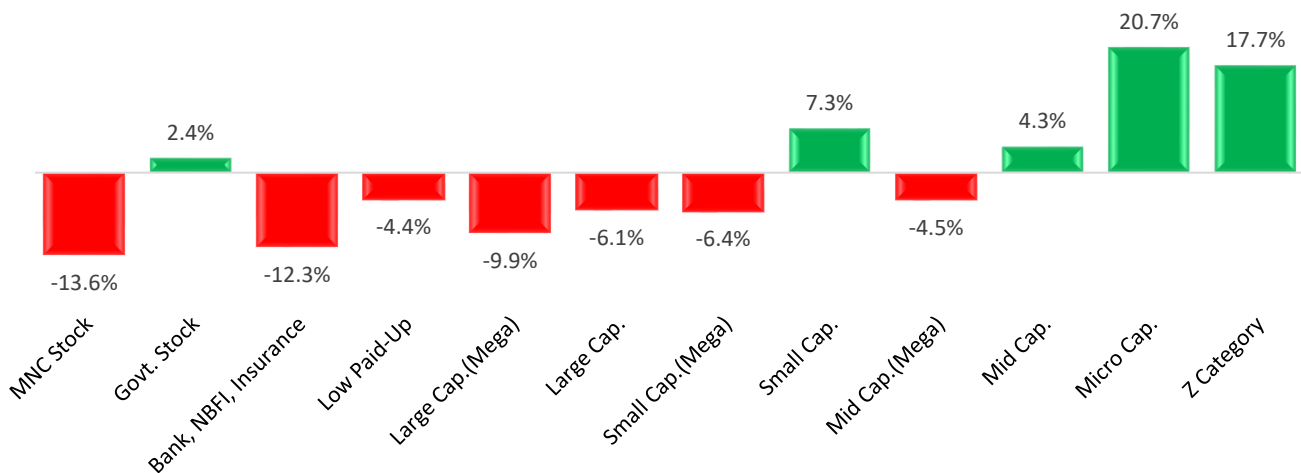


**Capital Market Summary [July-22]**

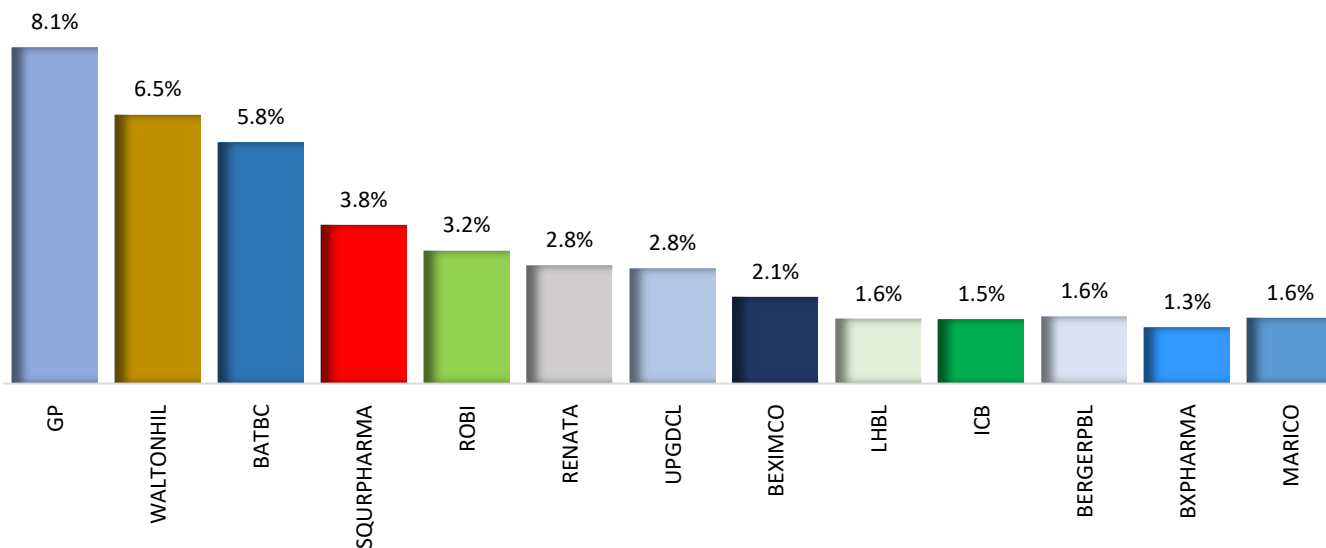
Sector wise YTD Return



Market Cap. wise YTD Return



Large Cap. companies and percentage of market Capitalization



**Research Team:**

Mohammad Younus Ali	Chief Operating Officer	+8801730706745	younus@mikasecurities.net
Shah Md. Aman Ullah	Research Analyst	+8801730062177	aman@mikasecurities.net

**Disclaimer:**

We, the team of Research Analyst and author, hereby certify that all of the views expressed in this report accurately reflect our views about the subject, which is based on publicly available data and information. But we do not guarantee that such information is accurate or complete. Any opinions expressed in this report are subject to change without prior notice.

This Document/Report/Recommendations is published by MSL for private circulation and only for information purpose and MSL do not solicits any trading or investment advice via this report/document. The securities and strategies discussed and opinions expressed in this report may not be suitable for all investors.

**Follow us on social media:**



Head Office-  
Simpletree Lighthouse, 9th floor,  
53 Kemal Ataturk Avenue, Banani, Dhaka-1213, Bangladesh  
Tel: 880-2-55033228  
Mob: +8801730062188

